


# Coaxial Low Pass Filter

DC to 105 MHz

**NEW!**  
VLF-105



CASE STYLE: FF704  
PRICE: \$19.95 ea. QTY (10-24)

## Maximum Ratings

Operating Temperature	-55°C to 100°C
Storage Temperature	-55°C to 100°C
RF Power Input	8.5*W max. at 25°C
DC Current Input to Output	0.5A max. at 25°C

\*Passband rating, derate linearly to 3.5W at 100°C ambient.

## Features

- low cost
- small size
- 7 sections
- temperature stable
- patent pending

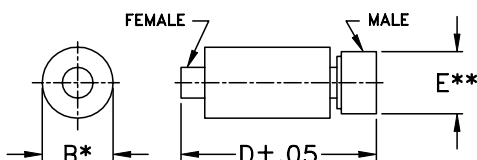
## Applications

- harmonic rejection
- transmitters/receivers
- lab use

## Low Pass Filter Electrical Specifications (T<sub>AMB</sub>=25°C)

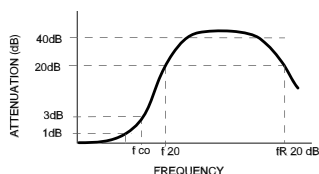
MODEL NO.	PASSBAND (MHz) (loss < 1 dB) Max.	f <sub>co</sub> , MHz Nom. (loss 3 dB) Typ.	STOP BAND (MHz) (loss, dB)			VSWR (:1)		NO. OF SECTIONS
			f <sub>20</sub> Min.	40 Typ.	f <sub>r20</sub> Typ.	Stopband Typ.	Passband Typ.	
LFCN-105	DC-105	180	250	265-1650	4750	20	1.2	7

## Outline Drawing

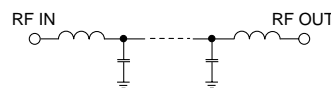


B—OVERALL BODY DIMENSION  
\* MAX  
\*\* ACROSS FLATS

## typical frequency response



## schematic



## Typical Performance Data at 25°C

Frequency (MHz)	Insertion Loss (dB)	VSWR (:1)
1.00	0.17	1.04
51.00	0.42	1.06
100.00	0.70	1.12
150.00	1.18	1.11
180.00	1.94	1.44
200.00	3.47	1.93
250.00	18.52	4.06
260.00	24.46	4.16
300.00	44.49	4.95
1050.00	62.21	96.51
1750.00	42.50	57.91
2550.00	28.22	28.74
3550.00	25.32	29.46
4050.00	22.87	35.46
4750.00	22.07	18.11

## Outline Dimensions (inch/mm)

B	D	E	wt.
inch	inch	inch	grams
.410	1.43	.312	10.0
10.41	36.32	7.92	

