

# Coaxial Low Pass Filter

**NEW!**  
VLF-2500

DC to 2500 MHz


## Maximum Ratings

Operating Temperature	-55°C to 100°C
Storage Temperature	-55°C to 100°C
RF Power Input	10*W max. at 25°C
DC Current Input to Output	0.5A max. at 25°C

\*Passband rating, derate linearly to 3.5W at 100°C ambient.

## Features

- low cost
- small size
- 7 sections
- temperature stable
- patent pending



CASE STYLE: FF704  
PRICE: \$19.95 ea. QTY (10-24)

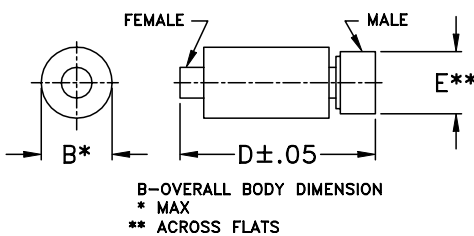
## Applications

- harmonic rejection
- transmitters/receivers
- lab use

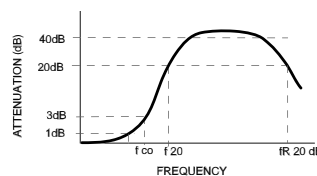
## Low Pass Filter Electrical Specifications (T<sub>AMB</sub>=25°C)

MODEL NO.	PASSBAND (MHz) (loss < 1 dB) Max.	f <sub>co</sub> , MHz Nom. (loss 3 dB) Typ.	STOP BAND (MHz) (loss, dB)			VSWR (:1)		NO. OF SECTIONS
			f 20 Min.	30 Typ.	fr 20 Typ.	Stopband Typ.	Passband Typ.	
VLF-2500	DC-2500	3075	3675	3800-6100	8000	20	1.2	7

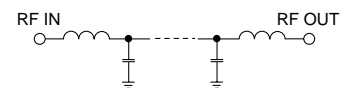
## Outline Drawing



## typical frequency response



## schematic



## Typical Performance Data at 25°C

Frequency (MHz)	Insertion Loss (dB)	VSWR (:1)
50.00	0.05	1.02
2000.00	0.50	1.26
2530.00	0.80	1.24
3000.00	2.72	2.58
3660.00	24.30	23.81
3760.00	29.63	28.03
4000.00	43.19	31.03
5000.00	34.98	26.33
6000.00	34.38	24.48
7000.00	26.29	26.74
8000.00	22.85	27.59
10000.00	19.22	18.30
12000.00	14.60	13.09
15000.00	17.48	3.73
20000.00	15.48	4.84

## Outline Dimensions (inch/mm)

B	D	E	wt.
.410	1.43	.312	grams
10.41	36.32	7.92	10.0

