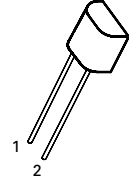
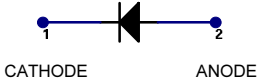


# SCHOTTKY BARRIER DIODES

**ZC2800  
ZC2811  
ZC5800**

ISSUE 2 – MARCH 94

## DIODE PIN CONNECTION



**E-Line  
TO92 Compatible**

## ABSOLUTE MAXIMUM RATINGS.

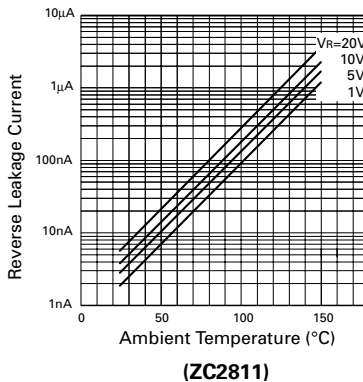
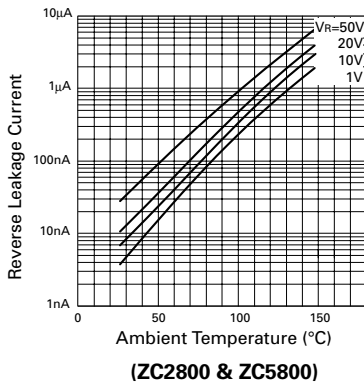
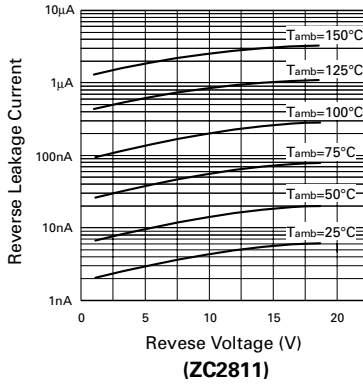
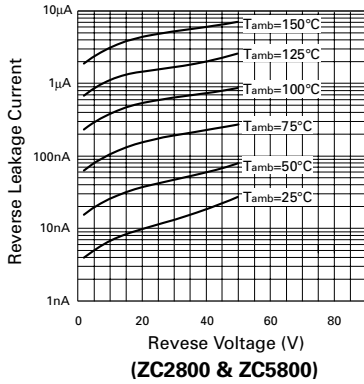
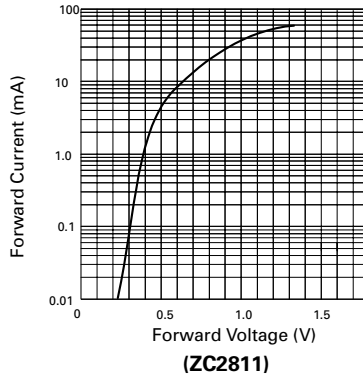
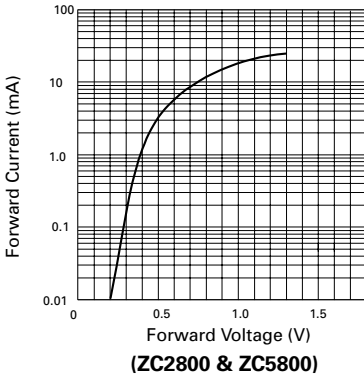
PARAMETER	SYMBOL	ZC2800,ZC2811,ZC5800	UNIT
Power Dissipation at $T_{amb} = 25^{\circ}\text{C}$	$P_{tot}$	250	mW
Operating and Storage Temperature Range	$T_j; T_{stg}$	-55 to +200	$^{\circ}\text{C}$

## ELECTRICAL CHARACTERISTICS (at $T_{amb} = 25^{\circ}\text{C}$ ).

PARAMETER	TYPE	SYMBOL	MIN.	TYP.	MAX.	UNIT	CONDITIONS.
Breakdown Voltage	ZC2800 ZC2811 ZC5800	$V_{BR}$	70 15 50			V V V	$I_R = 10\mu\text{A}$
Reverse Leakage Current	ZC2800 ZC2811 ZC5800	$I_R$			200 100 200	nA nA nA	$V_R = 50\text{V}$ $V_R = 10\text{V}$ $V_R = 35\text{V}$
Forward Voltage	ZC2800 ZC2811 ZC5800	$V_F$			410 410 410	mV mV mV	$I_F = 1\text{mA}$
Forward Current	ZC2800 ZC2811 ZC5800	$I_F$	15 20 15			mA mA mA	$V_F = 1\text{V}$
Capacitance	ZC2800 ZC2811 ZC5800	$C_T$			2.0 1.2 2.0	pF pF pF	$V_R = 0\text{V}$ , $f = 1\text{MHz}$
Effective Minority Lifetime (1)	ZC2800 ZC2811 ZC5800	$\tau$			100 100 100	ps ps ps	$f = 54\text{MHz}$ $I_{pk} = 20\text{mA}$

(1) Sample Test.

**TYPICAL CHARACTERISTICS**



**ZC2800**  
**ZC2811**  
**ZC5800**

## TYPICAL CHARACTERISTICS

