



**Transys  
Electronics  
LIMITED**

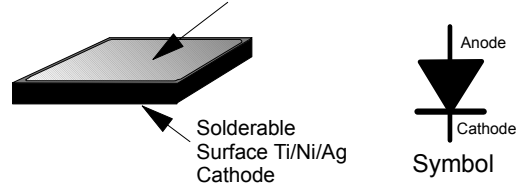
**SB073P125-W-Ag/Al**  
**Schottky Barrier Diode Wafer**  
**73 Mils, 125 Volt, 5 Amp**

**Data Sheet**

**Features**

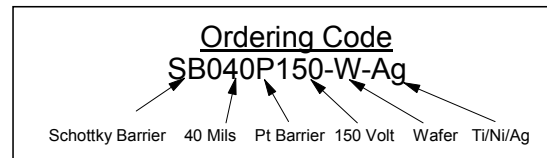
Oxide Passivated Junction  
Low Forward Voltage  
150 °C Junction Operating  
Low Reverse Leakage  
Supplied as Wafers  
Platinum Barrier

1. Solderable Surface Ti/Ni/Ag - Suffix "Ag"
2. Wire Bond Surface Aluminium - Suffix "Al"



Electrical Characteristics @ 25°C	Symbol	Unit	SB073P125-W-Ag/Al (See ordering code below)
Maximum Repetitive Reverse Voltage (2)	$V_{RRM}$	Volt	125
Maximum Forward Voltage (1)(2)	$V_F$	Volt	0.78
Typical Average Forward Rectified Current (2)	$I_{F(AV)}$	Amp	5
Reverse Leakage Current (2)	$I_R$	$\mu A$	10
Reverse Leakage Current @ 125°C (2)	$I_R$	mA	5
Junction Operating Temperature Range (2)	$T_J$	°C	-65 to +150
Storage Temperature Range (2)	$T_{SG}$	°C	-65 to +150

- (1) Pulse Width  $t_p = < 300\mu S$ , Duty Cycle  $< 2\%$   
 (2) The characteristics above assume the die are assembled in industry standard packages using appropriate attach methods.

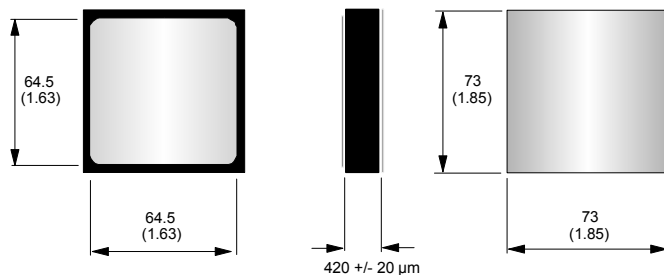


**Mechanical Dimensions**

**Wafer**

- Wafer Diameter - 100 mm (4")
- Wafer Thickness 420 +/- 20
- Top (Anode) - Ti/Ni/Ag (Suffix "Ag") or Aluminium (Suffix "Al")
- Bottom (cathode) Ti/Ni/Ag

**Die**



Third Angle Projection

Dimensions in mils (mm)

The information in this datasheet does not form part of any contract, quotation guarantee, warranty or representation, it has been produced in good faith and is believed to be accurate and may be changed without notice at anytime. Liability will not be accepted by Transys Electronics LTD for any consequences whatsoever in its use. This publication does not convey nor imply any license under patent or other intellectual/industrial property rights. The products within this specification are not designed for use in any life support apparatus whatsoever where malfunction can be reasonably expected to cause personal injury or death. Customers using these products in the aforementioned applications do so at their own risk and agree to fully indemnify Transys Electronics LTD for any damage/ legal fees either direct, incidental or consequential from this improper use or sale.



**Transys Electronics LTD**  
Birmingham UK.  
Email: [sales@transyselectronics.com](mailto:sales@transyselectronics.com)  
Website: [www.transyselectronics.com](http://www.transyselectronics.com)  
Tel: + 44 (0) 121 776 6321  
Fax: + 44 (0) 121 776 6997

SCD0900-1