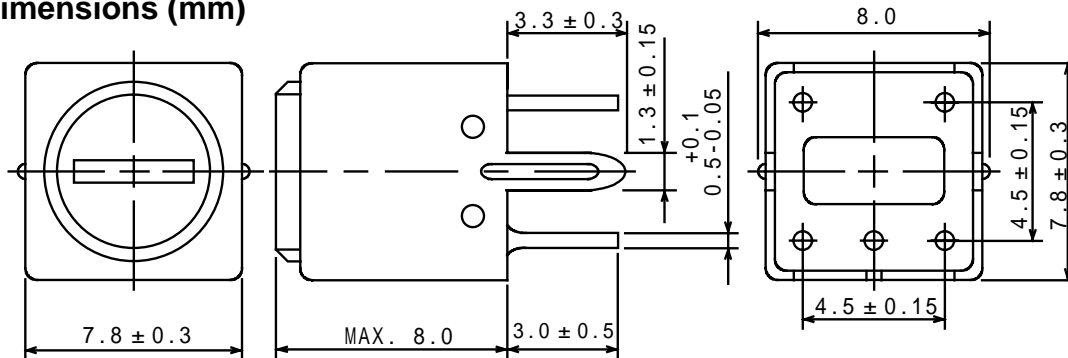


**Type: P-7LC/FM, P-7LC/AM, P-7LC/MW, P-7LC/SW**
**Product Description**

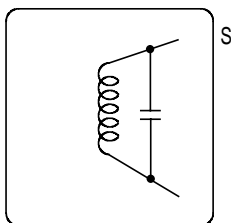
- 5.9 × 5.9mm Max.(L × W), 6.5mm Max. Height.
- Inductance:1~820 μ H Max.
- Operating frequency:20MHz Max.
- In addition to the reference versions of parameters shown here, custom designs are available to meet your exact requirements


**Feature**

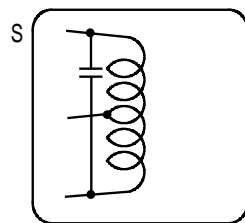
- Variable shielded type.
- AM, FM,MW,SW types are available.
- Internally assembled condenser is available.
- Ideally used in Radio (AM,FM,MW,SW),TV. Transceiver
- RoHS Compliance

**Dimensions (mm)**


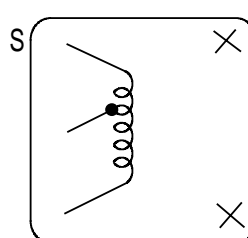
- \* Dimension does not include solder used on coil.
- \* Pin pitch shall be measured at the root of terminal.
- \* Dimension without tolerance are approx.

**Connection (Bottom View)**


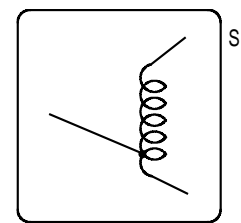
P-7LC/FM



P-7LC/AM



P-7LC/MW



P-7LC/SW

"S" is winding start.

**Type: P-7LC/FM, P-7LC/AM, P-7LC/MW, P-7LC/SW**
**Specification (P-7LC/FM) (Part No. 2165-T046)**

Item	(4-6)	Measuring Condition
Tuning frequency	4.5MHz±2% Variable	
Unloaded Qu	40 Min.	4.5MHz
Capacity(Int.)	51pF±10% Within	
Ext. stray capacity 4pF between (4-6) at measuring.		

**Specification (P-7LC/AM) (Part No. 2164-T030)**

Item	(1-3)	Measuring Conditions
Tuning Frequency	455kHz±2% Variable	
Unloaded Qu	Min.60	455kHz
INT. Capacity	180pF±10%	
Ext. stray capacity 0pF between (1-3) at measuring.		

**Specification (P-7LC/MW) (Part No. 2166-T033)**

Item	(1-3)	Measuring Conditions
Inductance	270 μ H ± 3% Variable	796kHz
Unloaded Qu	60 Min.	796kHz

**Specification (P-7LC/SW) (Part No. 2167-T015)**

Item	(4-6)	Measuring Conditions
Inductance	32 μ H ± 1% Variable	2.52MHz
Unloaded Qu	40 Min.	2.52MHz