

**E-Series 2-way 90° Power Divider
120 – 160 MHz**

**MAPD-008762-ES0001
V1**

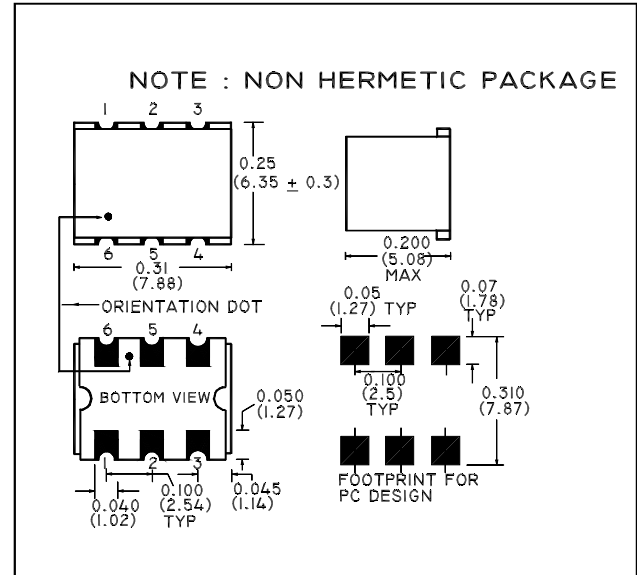
Features

- 2-way
- 90 Degree
- Surface Mount
- Tape and reel packaging available
- 260°C Reflow Compatible
- RoHS* compliant version of the MAPDES0001

Description

M/A-COM's MAPD-008762-ES0001 is a RoHS Compliant 2-way 90° power divider in a low cost, surface mount package. Ideally suited for high volume cellular, wireless applications. The MAPD-008762-ES0001 is available in a SM-87 surface mount package and is designed to be utilized in both RoHS and standard reflow profiles. Parts are packaged in tape & reel.

SM - 87 Package



Ordering Information

Part Number	Package
MAPD-008762-ES0001	Tape and Reel (900 piece Reel)

Absolute Maximum Ratings ^{1,2}

Parameter	Absolute Maximum
Impedance	50 Ohms nominal
RF Power	1 Watt
Internal Load Dissipation	0.125 Watt
Operating Temperature	-40°C to +85°C
Storage Temperature	-55°C to +125°C

1. Exceeding any one or combination of these limits may cause permanent damage to this device.
2. M/A-COM does not recommend sustained operation near these survivability limits.

This PRELIMINARY Data Sheet contains information regarding a product M/A-COM has under development. Performance is based on measured results and target specifications. Commitment to produce in volume is not guaranteed.

* Restrictions on Hazardous Substances, European Union Directive 2002/95/EC.

Pin Configuration

Pin No.	Function
Input	1
Port 1	3
Port 2	6
External 50 Ohms	4
Not Connected	2,5

**E-Series 2-way 90° Power Divider
120 – 160 MHz**

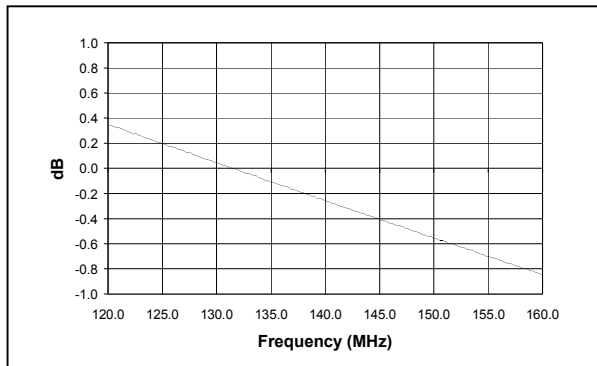
MAPD-008762-ES0001
V1

Electrical Specifications: $T_A = 25^\circ\text{C}$, $Z_0 = 50\Omega$

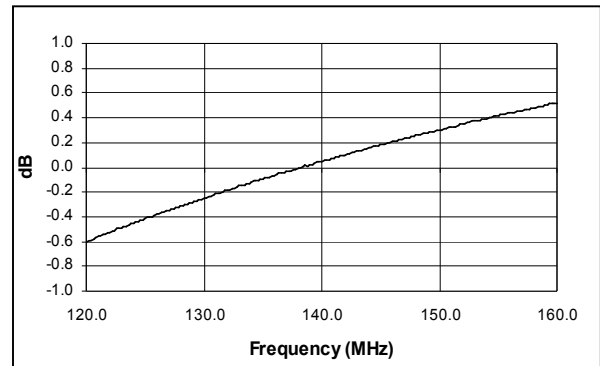
Frequency Range 40 - 1000 MHz	Test Conditions	Nominal	Units	Min.	Typ.	Max.
Insertion Loss (Above 3dB)	120 - 160 MHz	—	dB	—	0.5	1.0
Isolation	120 - 160 MHz	—	dB	20	25	—
Amplitude Unbalance	120 - 160 MHz	—	dB	—	1.0	1.6
Phase Unbalance	120 - 160 MHz	—	°	—	1°	3°

Typical Performance Curves

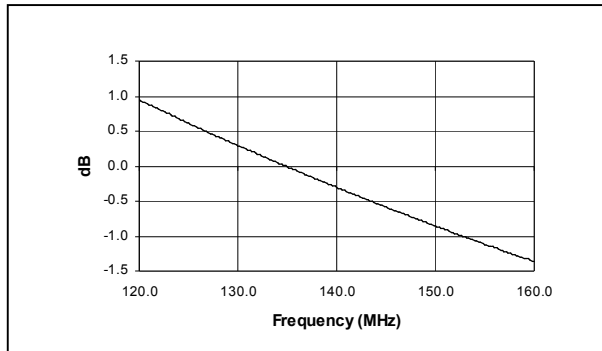
Insertion Loss Port 1



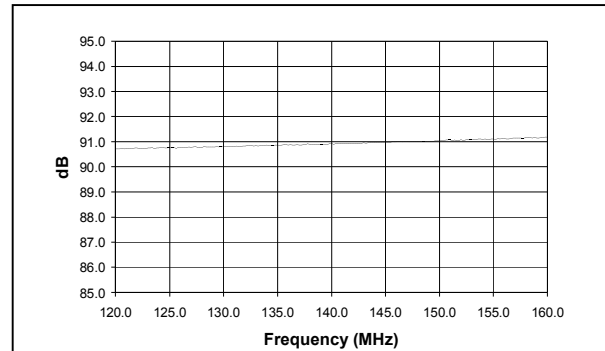
Insertion Loss port 2



Amplitude Unbalance



Phase Unbalance



Isolation

