



GBP2005 THRU GBP210

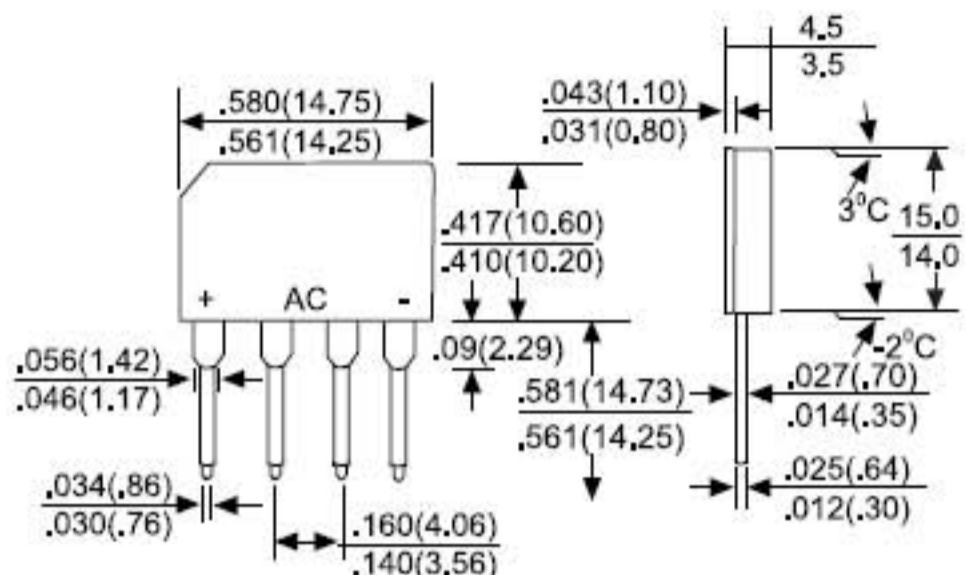
**SINGLE PHASE 2.0AMPS.
GLASS PASSIVATED BRIDGE
RECTIFIERS**

**Voltage Range
50 to 1000 Volts
Current
2.0 Amperes**

Features

- Surge overload rating - 50 amperes peak
- Ideal for printed circuit board
- Plastic material has Underwriters Laboratory Flammability Classification 94V-0
- Mounting Position: Any

GBP



Dimensions in inches and (millimeters)

MAXIMUM RATINGS AND ELECTRICAL CHARACTERISTICS

Rating at 25°C ambient temperature unless otherwise specified.
Single phase, half wave, 60Hz, resistive or inductive load.
For capacitive load, derate current by 20%

Type Number		GBP 2005	GBP 201	GBP 202	GBP 204	GBP 206	GBP 208	GBP 210	UNITS
Maximum Repetitive Peak Reverse Voltage	V _{RRM}	50	100	200	400	600	800	1000	V
Maximum RMS Voltage	V _{RMS}	35	70	140	280	420	560	700	V
Maximum DC Blocking Voltage	V _{DC}	50	100	200	400	600	800	1000	V
Maximum Average Forward Rectified Current @T _A = 50°C	I _{F(AV)}	2.0							A
Peak Forward Surge Current, 8.3 ms Single Half Sine-wave Superimposed on Rated Load	I _{FSM}	50.0							A
Maximum Instantaneous Forward Voltage Drop Per Leg @2.0A	V _F	1.1							V
Maximum Reverse Current at Rated DC Blocking Voltage per Leg T _A =150°C	I _R	1.0							mA
Operating Temperature Range	T _J	-55 to +150							°C
Storage Temperature Range	T _{STG}	-55 to +150							°C

RATING AND CHARACTERISTIC CURVES GBP2005 THRU GBP210



FIG.1 - FORWARD CURRENT DERATING CURVE

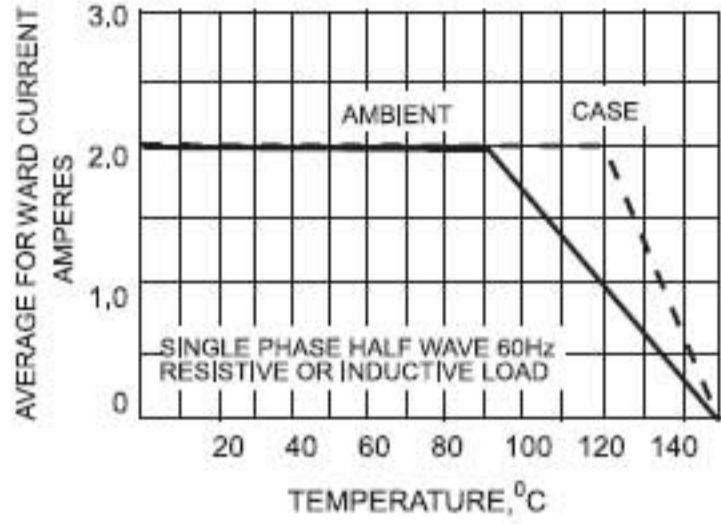


FIG.2-MAXIMUM NON-REPETITIVE

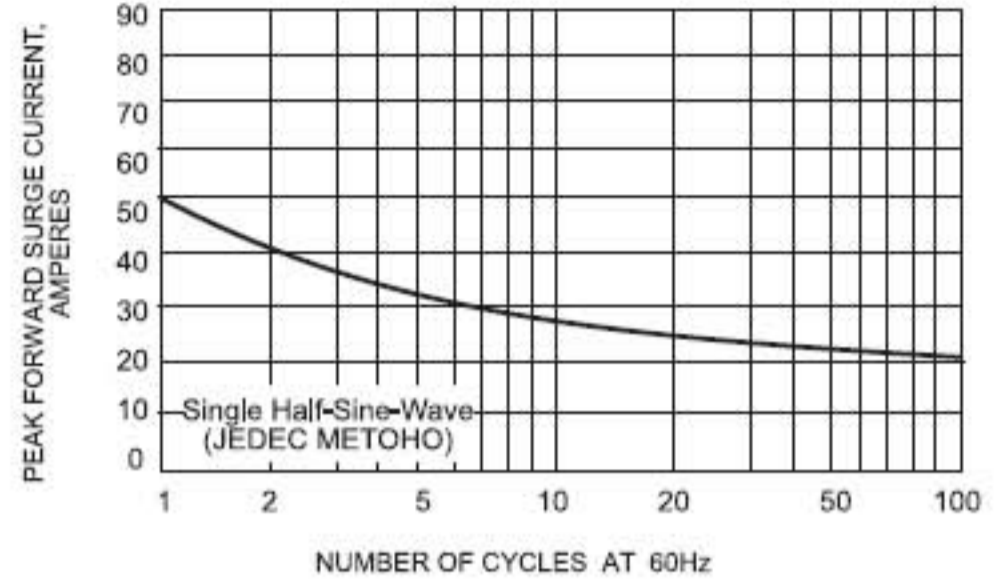


FIG.3 - TYPICAL JUNCTION CAPACITANCE

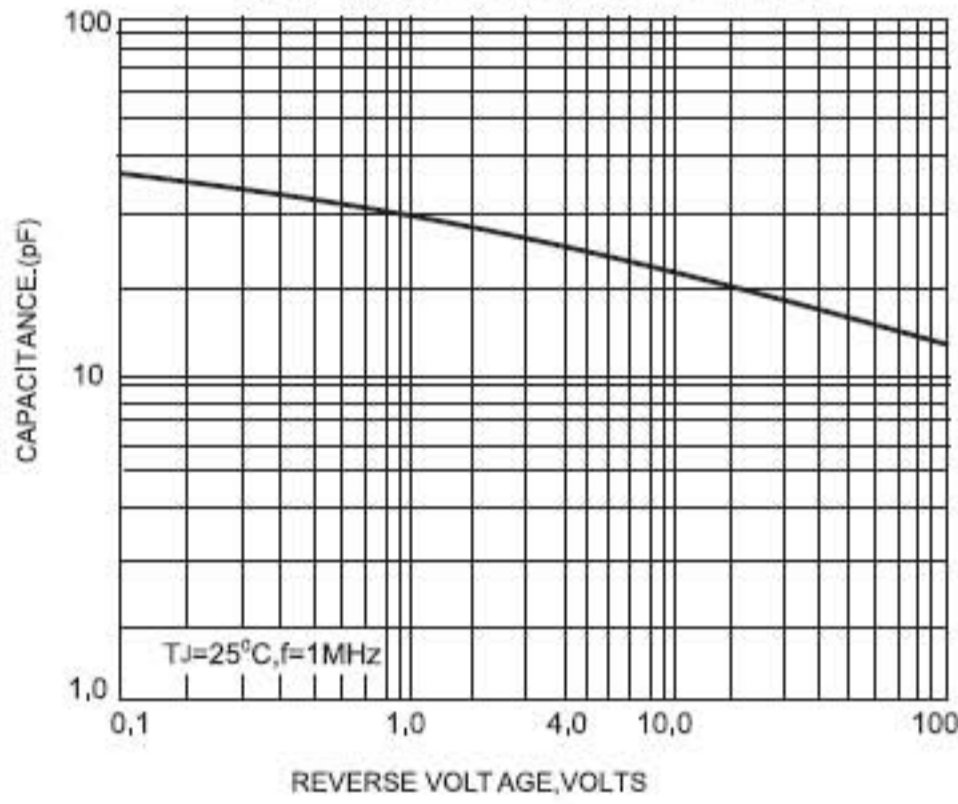


FIG.4 - TYPICAL FORWARD CHARACTERISTICS

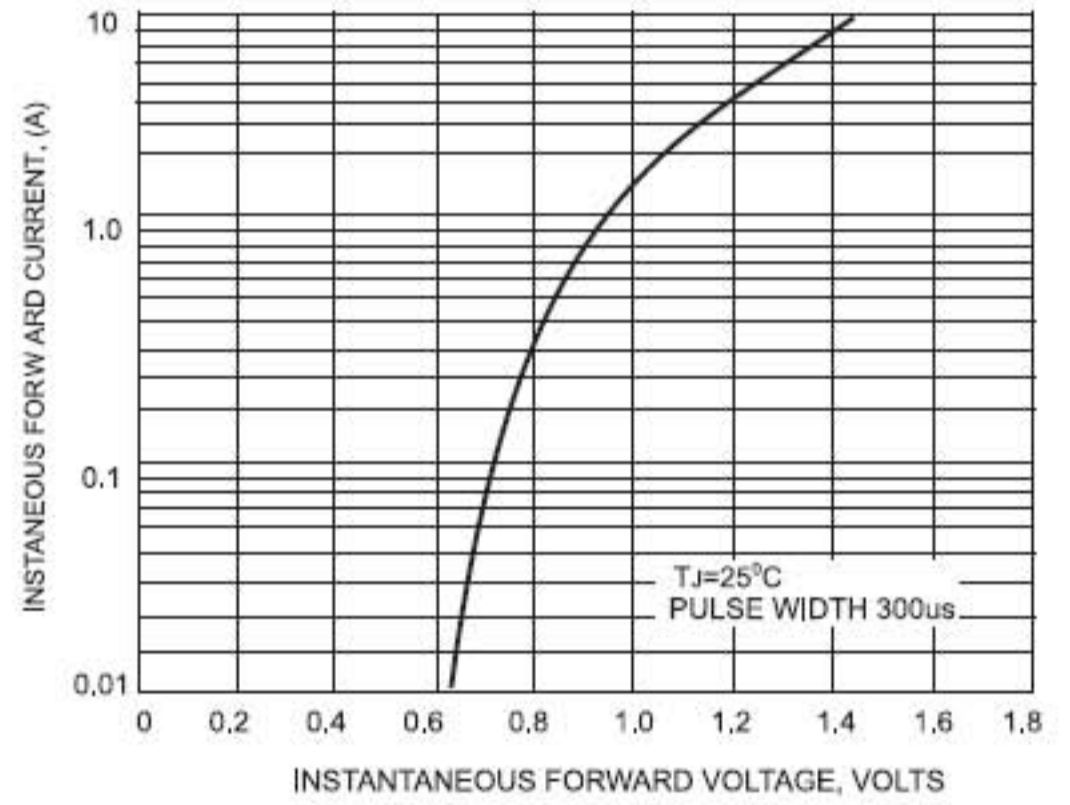


FIG.5-TYPICAL REVERSE CHARACTERISTICS

