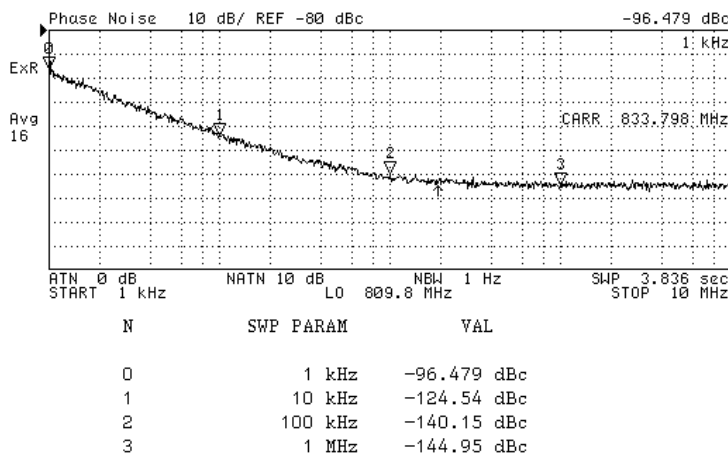


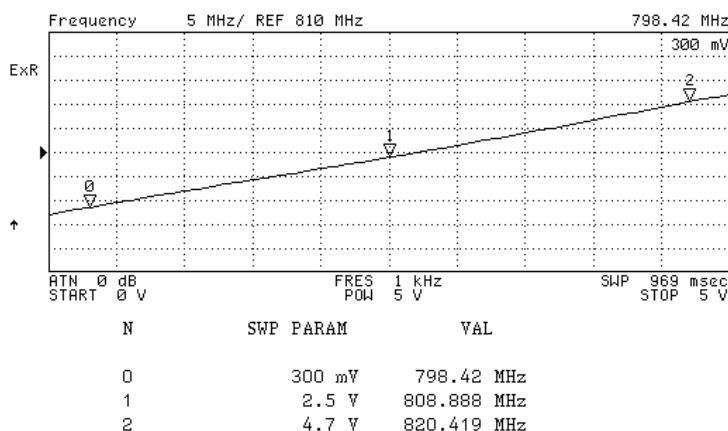



PERFORMANCE SPECIFICATION	MIN	TYP	MAX	UNITS
Lower Frequency:			805	MHz
Upper Frequency:	815			MHz
Tuning Voltage:	0.3		4.7	VDC
Supply Voltage:	4.75	5.0	5.25	VDC
Output Power:	-7.0	-5.0	-3.0	dBm
Supply Current:		30		mA
Harmonic Suppression (2 <sup>nd</sup> Harmonic):		-15	-10	dBc
Pushing:		0.1		MHz/V
Pulling, all Phases:		0.1		MHz pk-pk
Tuning Sensitivity:		5		MHz/V
Phase Noise @ 10kHz offset:		-124	-120	dBc/Hz
Phase Noise @ 100kHz offset:		-142	-140	dBc/Hz
Load Impedance:		50		$\Omega$
Input Capacitance:			47	pF
Operating Temperature Range:	-30		+70	$^{\circ}$ C
Storage Temperature Range:	-45		+90	$^{\circ}$ C

Phase Noise  
(1 Hz BW, Typical)



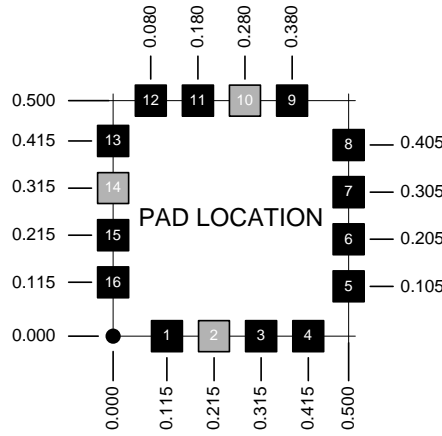
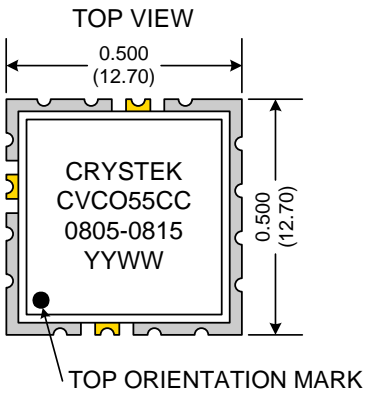
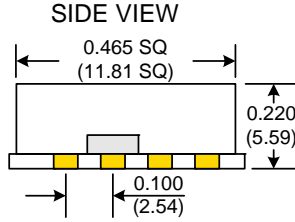
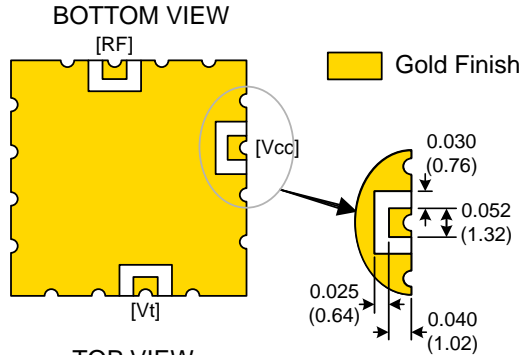
Tuning Curve  
(Typical)





**CRYSTEK**  
**MICROWAVE**  
 A DIVISION OF CRYSTEK CORPORATION

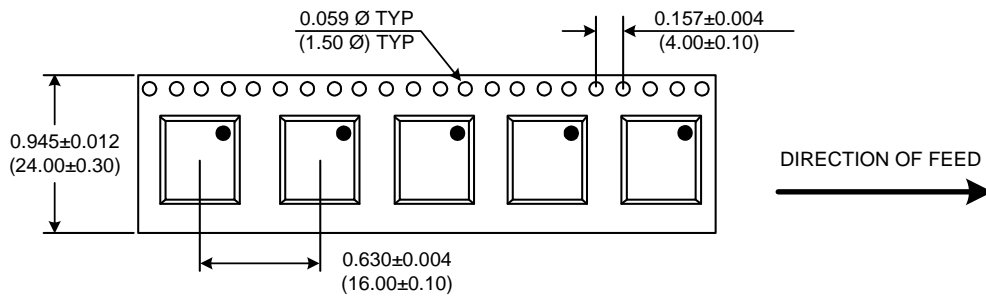
# Coaxial Resonator Oscillator-CRO CVCO55CC-0805-0815



Pad	Connection
2	Vt
10	RF-OUTPUT
14	Vcc
Others	GROUND

- Unless otherwise specified, Dimensions are in:  $\frac{IN}{(mm)}$
- Pad Location Dimensions are in: Inches

## TAPE AND REEL



Drawing not to scale

### Product Control:

Crystek Part Number:	CVCO55CC-0805-0815	Release Date:	18-Feb-08
Revision Level:	C	Responsible:	C. Vales

Specification is subject to change without notice



**CRYSTEK**  
 CORPORATION

12730 COMMONWEALTH DRIVE • FORT MYERS, FLORIDA 33913  
 PHONE: 239-561-3311 • 800-237-3061  
 FAX: 239-561-1025 • WWW.CRYSTEK.COM