


## 1.0A Glass Passivated Bridge Rectifier

### Features

- Glass Passivated Die Construction
- Low leakage
- Ideal for printed circuit boards
- Applicable for automotive insertion
- High surge current capability
- Plastic Material – UL Flammability 94V-0
- This series is UL recognized under component index, File number E194718
- RoHS Compliant



DF



### Mechanical Data

<b>Case:</b>	DF
<b>Terminals:</b>	Leads solderable per MIL-STD-202, method 208
<b>Polarity:</b>	As marked on case
<b>Mounting Position:</b>	Any
<b>Weight:</b>	0.02 ounce, 0.4 gram

### Maximum Ratings And Electrical Characteristics ( $T_{amb}=25^{\circ}C$ )

Symbol	Description	DF 005M	DF 01M	DF 02M	DF 04M	DF 06M	DF 08M	DF 10M	Unit	Conditions
<b>VRRM</b>	Max. Repetitive Peak Reverse Voltage	50	100	200	400	600	800	1000	V	
<b>VRMS</b>	Max. RMS Voltage	35	70	140	280	420	560	700	V	
<b>VDC</b>	Max. DC Blocking Voltage	50	100	200	400	600	800	1000	V	
<b>I<sub>AV</sub></b>	Max. Average Forward Rectified Current	1.0							A	$T_A=40^{\circ}C$
<b>I<sub>FSM</sub></b>	Peak Forward Surge Current	50							A	8.3ms single half sine-wave superimposed on rated load (JEDEC Method)
<b>I<sub>t</sub></b>	Rating for Fusing ( $t < 8.3ms$ )	10							A <sup>2</sup> s	

# 1.0A Glass Passivated Bridge Rectifier

## DF005M – DF10M

Symbol	Description	DF 005M	DF 01M	DF 02M	DF 04M	DF 06M	DF 08M	DF 10M	Unit	Conditions
<b>V<sub>F</sub></b>	Max. Instantaneous Forward Voltage Drop per leg	1.1							V	I <sub>F</sub> =1.0A
<b>I<sub>R</sub></b>	Max. DC Reverse Current at Rated DC Blocking Voltage per leg	5.0							μA	T <sub>A</sub> =25° C
		500								T <sub>A</sub> =125° C
<b>C<sub>J</sub></b>	Typical Junction Capacitance per leg	25							pF	V <sub>R</sub> = 4V f=1MHz
<b>R<sub>thJA</sub></b>	Typical Thermal Resistance per leg	40							°C / W	Note
<b>R<sub>thJL</sub></b>		15								
<b>T<sub>J</sub>,T<sub>STG</sub></b>	Operating Junction and Storage Temperature Range	-55 to +150							° C	

**Note:** Thermal resistance from junction to ambient and from junction to lead mounted on P.C.B. with 0.5x0.5" (13x13mm) copper pads.

### Typical Characteristics Curves

Fig.1- Derating Curve Output Rectified Current

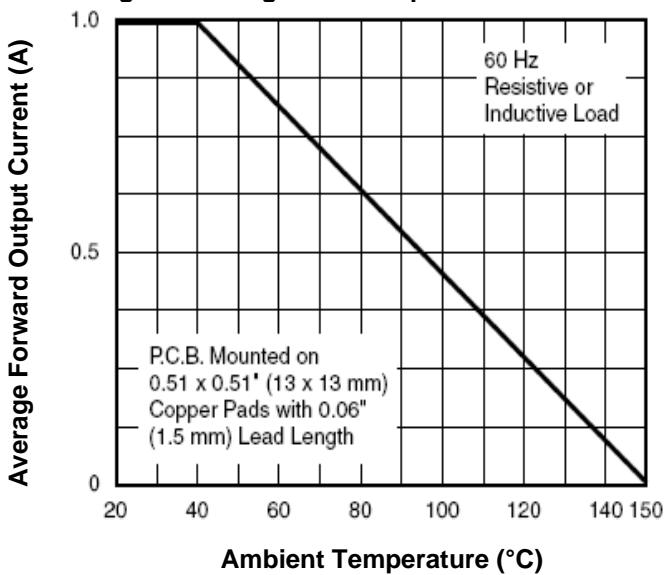
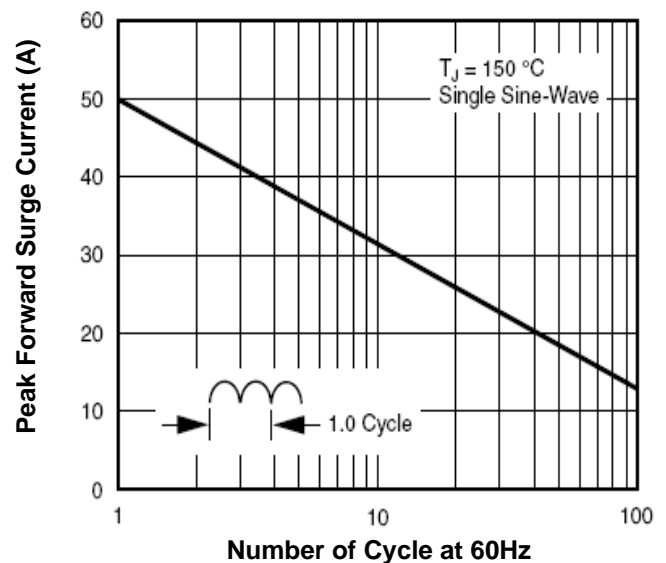


Fig.2-Max. Non-repetitive Peak Forward Surge Current per leg



# 1.0A Glass Passivated Bridge Rectifier

DF005M – DF10M

Fig.3-Typical Instantaneous Forward Characteristic per leg

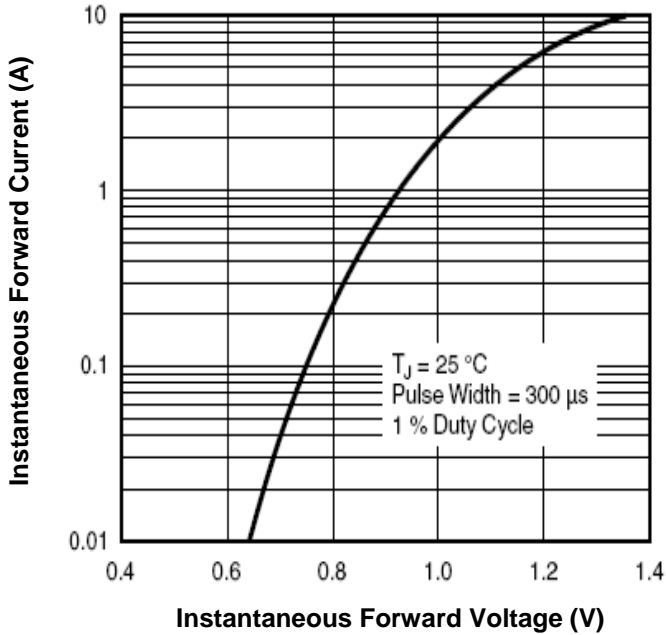


Fig.4-Typical Reverse Leakage Characteristics per leg

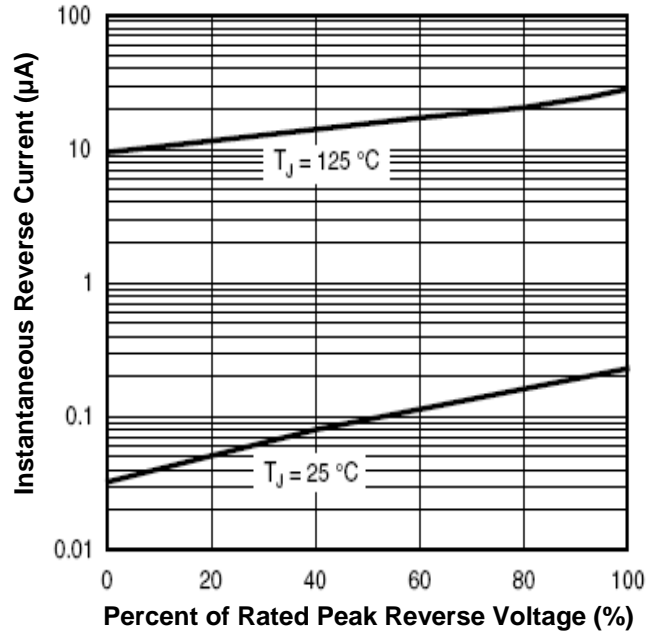
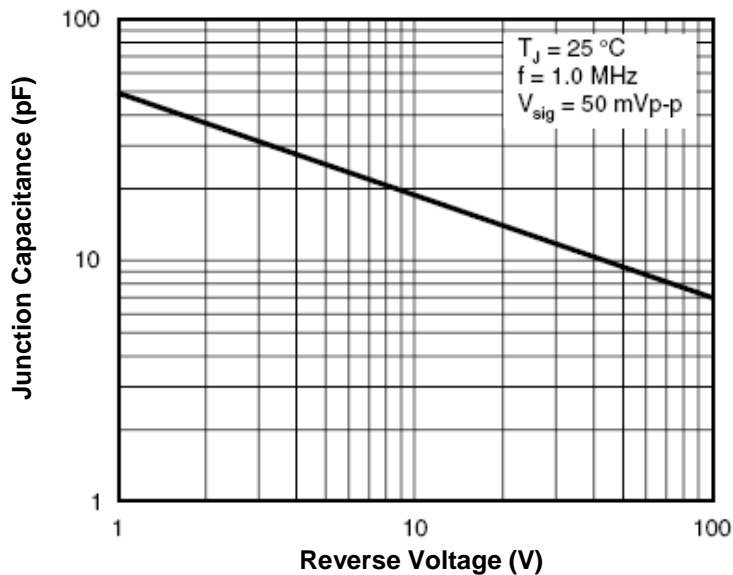


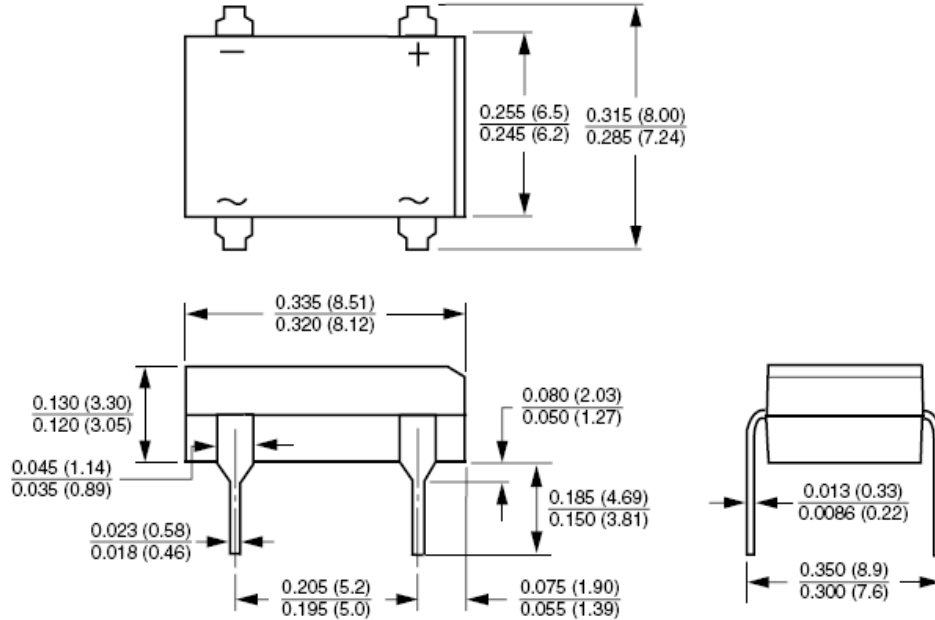
Fig.5-Typical Junction Capacitance



# 1.0A Glass Passivated Bridge Rectifier

DF005M – DF10M

## Dimensions in inch (mm)



DF

## How to contact us:

### US HEADQUARTERS

28040 WEST HARRISON PARKWAY, VALENCIA, CA 91355-4162

Tel: (800) TAITRON (800) 824-8766 (661) 257-6060

Fax: (800) TAITFAX (800) 824-8329 (661) 257-6415

Email: [taitron@taitroncomponents.com](mailto:taitron@taitroncomponents.com)

Http://[www.taitroncomponents.com](http://www.taitroncomponents.com)

### TAITRON COMPONENTS MEXICO, S.A .DE C.V.

BOULEVARD CENTRAL 5000 INTERIOR 5 PARQUE INDUSTRIAL ATITALAQUIA, HIDALGO C.P.

42970 MEXICO

Tel: +52-55-5560-1519

Fax: +52-55-5560-2190

### TAITRON COMPONENTS INCORPORATED REPRESENTAÇÕES DO BRASIL LTDA

RUA DOMINGOS DE MORAIS, 2777, 2.ANDAR, SALA 24 SAÚDE - SÃO PAULO-SP 04035-001 BRAZIL

Tel: +55-11-5574-7949

Fax: +55-11-5572-0052

### TAITRON COMPONENTS INCORPORATED, SHANGHAI REPRESENTATIVE OFFICE

METROBANK PLAZA, 1160 WEST YAN' AN ROAD, SUITE 1503, SHANGHAI, 200052, CHINA

Tel: +86-21-5424-9942

Fax: +86-21-5424-9931