




PP

SINGLE - PHASE FULL WAVE BRIDGE
 6.0 AMPERES HEAT SINK MOUNTING
 3.0 AMPERES FOR P.C BOARD MOUNTING



 This mark indicates recognition under the component program of Underwriters Laboratories, inc.

PP SERIES

PRV/leg	50V	100V	200V	400V	600V	800V	1000V
Type No.	PP05	PP10	PP20	PP40	PP60	PP80	PP100

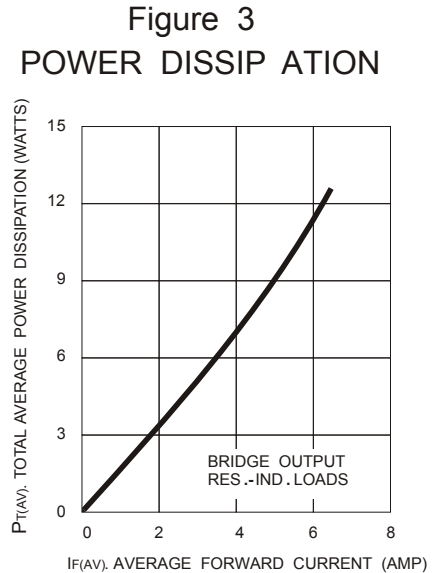
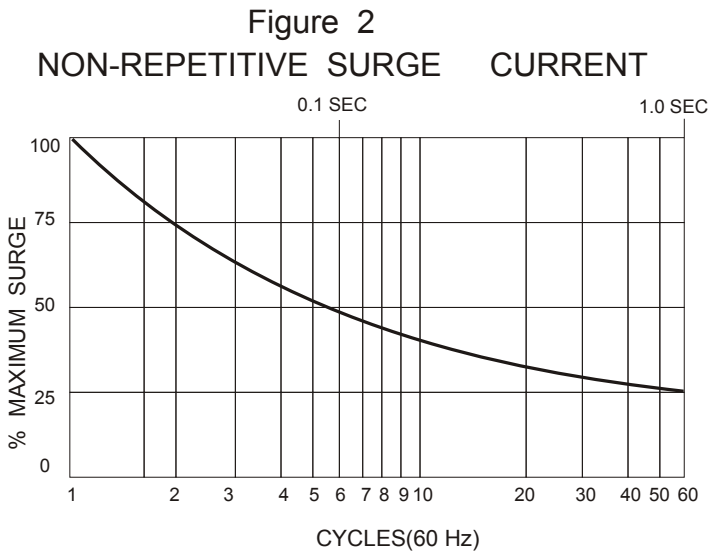
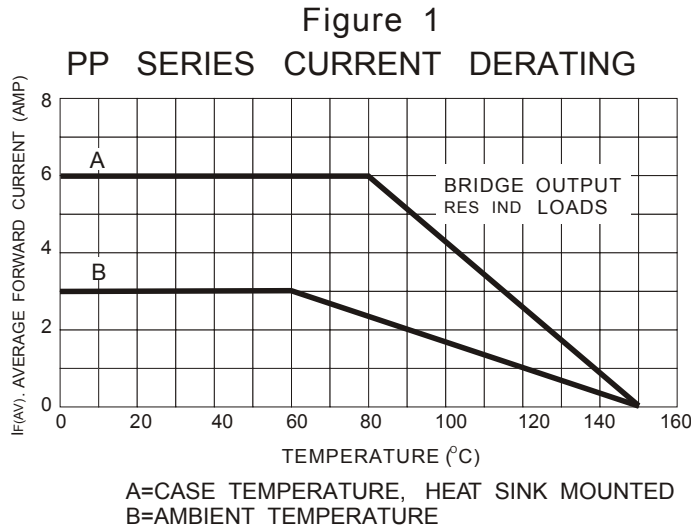
ELECTRICAL CHARACTERISTICS PER LEG
 (at T_A=25 °C Unless Otherwise Specified)

Max. Forward Voltage Drop, V _F =1.2 V @ I _F =	2.0	Amp
Max. DC Reverse Current @ PRV and 25 °C, I _R	10.0	μA
Max. Peak Surge Current, I _{FSM} (8.3ms)	100	Amp
Ambient Operating Temperature Range, T _A	-55 to +150	°C
Storage Temperature Range, T _{STG}	-55 to +150	°C
Thermal Resistance (Total Bridge), θ _{j-c}	6.0 typ.	°C/W

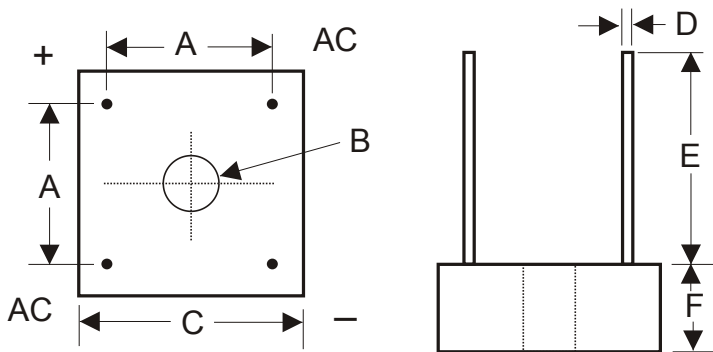
NOTE:

Maximum lead and terminal temperature for soldering, 3/8 inch from case, 5 seconds at 250 °C.

EDI reserves the right to change these specifications at any time without notice.



PP SERIES MECH. OUTLINE



LTR	INCHES	MILLIMETERS
A	.411-.441	10.44-11.20
B	.137-.167DIA	3.48-4.24DIA
C	.590-.610	14.99-15.49
D	.038-.042	.97-1.07
E	.750MIN	19.05MIN
F	.300MAX	7.62MAX

NOTE: 1. A thin film of silicone thermal compound is recommended between the bridge case and mounting surface for improved thermal conduction.