

PRELIMINARY SPEC

Part Number: WP7104PR51C/A

CYAN



ATTENTION
OBSERVE PRECAUTIONS
FOR HANDLING
ELECTROSTATIC
DISCHARGE
SENSITIVE
DEVICES

Features

- LOW POWER CONSUMPTION.
- POPULAR T-1 DIAMETER PACKAGE.
- GENERAL PURPOSE LEADS
- RELIABLE AND RUGGED.
- LONG LIFE - SOLID STATE RELIABILITY.
- AVAILABLE ON TAPE AND REEL.
- RoHS COMPLIANT.

Description

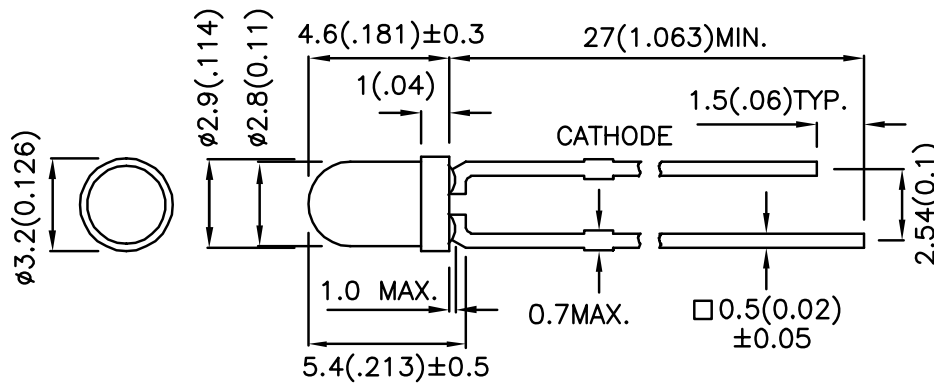
The source color devices are made with InGaN on SiC Light Emitting Diode.

Static electricity and surge damage the LEDs.

It is recommended to use a wrist band or anti-electrostatic glove when handling the LEDs.

All devices, equipment and machinery must be electrically grounded.

Package Dimensions



Notes:

1. All dimensions are in millimeters (inches).
2. Tolerance is $\pm 0.25(0.01)$ unless otherwise noted.
3. Lead spacing is measured where the leads emerge from the package.
4. Specifications are subject to change without notice.

Selection Guide

Part No.	Dice	Lens Type	Iv (mcd) [2] @ 20mA		Viewing Angle [1]
			Min.	Typ.	2θ1/2
WP7104PR51C/A	CYAN (InGaN)	WATER CLEAR	480	1600	34°

Notes:

1. θ1/2 is the angle from optical centerline where the luminous intensity is 1/2 the optical centerline value.
2. Luminous Intensity / Luminous Flux: +/-15%.

Electrical / Optical Characteristics at TA=25°C

Symbol	Parameter	Device	Typ.	Max.	Units	Test Conditions
V _F [1]	Forward Voltage	Cyan	3.3	3.8	V	I _F =20mA
I _R	Reverse Current	Cyan		10	uA	V _R = 5V
X [2]	Chromaticity Coordinates	Cyan	0.18			I _F =20mA
Y [2]			0.39			
C	Capacitance	Cyan	100		pF	V _F =0V;f=1MHz

Notes:

1. Forward Voltage: +/-0.1V.
2. Chromaticity Coordinates X, Y: +/-0.03.

Absolute Maximum Ratings at TA=25°C

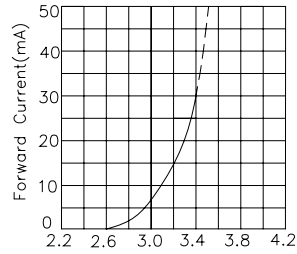
Parameter	Cyan	Units
Power dissipation	114	mW
DC Forward Current	30	mA
Reverse Voltage	5	V
Operating/Storage Temperature	-40°C To +85°C	
Lead Solder Temperature [1]	260°C For 3 Seconds	
Lead Solder Temperature [2]	260°C For 5 Seconds	

Notes:

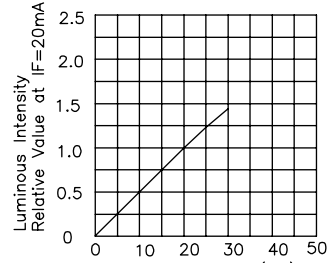
1. 2mm below package base.
2. 5mm below package base.

Cyan

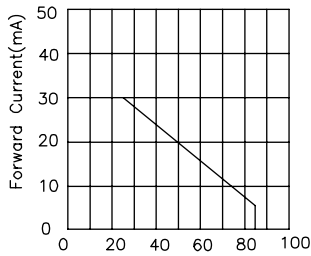
WP7104PR51C/A



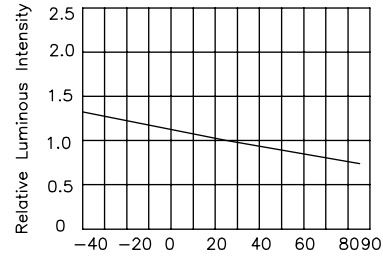
Forward Voltage(V)
FORWARD CURRENT Vs
FORWARD VOLTAGE



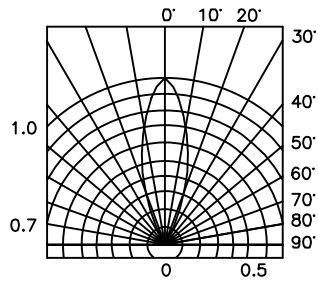
IF-Forward Current (mA)
LUMINOUS INTENSITY Vs.
FORWARD CURRENT



Ambient Temperature TA(°C)
FORWARD CURRENT
DERATING CURVE



Ambient Temperature TA(°C)
LUMINOUS INTENSITY Vs.
AMBIENT TEMPERATURE

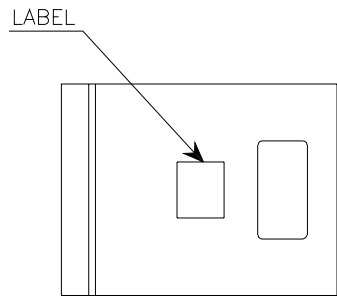
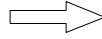
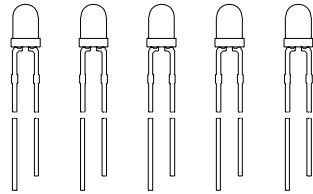


SPATIAL DISTRIBUTION

Kingbright

PACKING & LABEL SPECIFICATIONS

WP7104PR51C/A

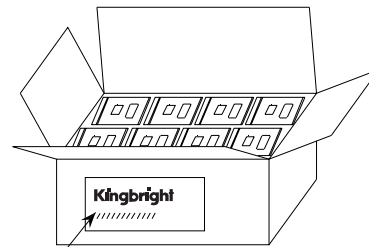
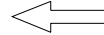


500PCS/BAG




20K / 9# BOX

OUTSIDE LABEL



10K / 5# BOX

OUTSIDE LABEL

<h1>Kingbright</h1>				
Q.C.	<table border="1"> <tr> <td style="text-align: center;">QC</td> </tr> <tr> <td style="text-align: center;">xxx xx. xxxx</td> </tr> <tr> <td style="text-align: center;">PASSED</td> </tr> </table>	QC	xxx xx. xxxx	PASSED
QC				
xxx xx. xxxx				
PASSED				
TYPE NO :	WP7104XXX			
QUANTITY :	500 pcs			
S/N :	xxx			
CODE:	XX			
LOT NO :	 xxxxxxxxxxxx			
RoHS Compliant				