

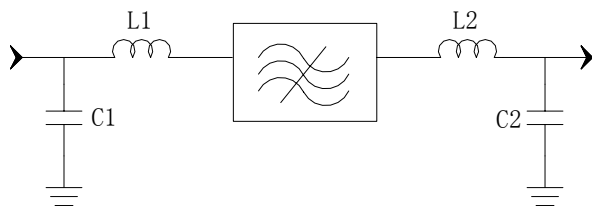
### Specifications

Parameter	Unit	Minimum	Typical	Maximum
Center Frequency	MHz		385	
Insertion Loss	dB		13.5	15
1 dB Bandwidth	MHz	30	33.55	
3 dB Bandwidth	MHz		35.3	
35 dB Bandwidth	MHz		42.1	62
Passband Variation	dB		0.7	1
Ultimate Rejection( $f_0 \pm 35\text{MHz}$ )	dB	35	38	
Group Delay Variation	nsec		60	
Substrate Material			YZ	
Ambient Temperature	°C		25	
Package Size		SMD0705A (7x5x1.6mm <sup>3</sup> )		

#### Notes:

1. All specifications are based on the test circuit shown
2. In production, devices will be tested at room temperature to a guardbanded specification to ensure electrical compliance over temperature
3. Electrical margin has been built into the design to account for the variations due to temperature drift and manufacturing tolerances
4. This is the optimum impedance in order to achieve the performance show

### Matching Configuration



**L1 = 18nH    L2 = 15nH**  
**C1 = 10pF    C2 = 10pF**

**Source/Load Impedance = 50 ohm**

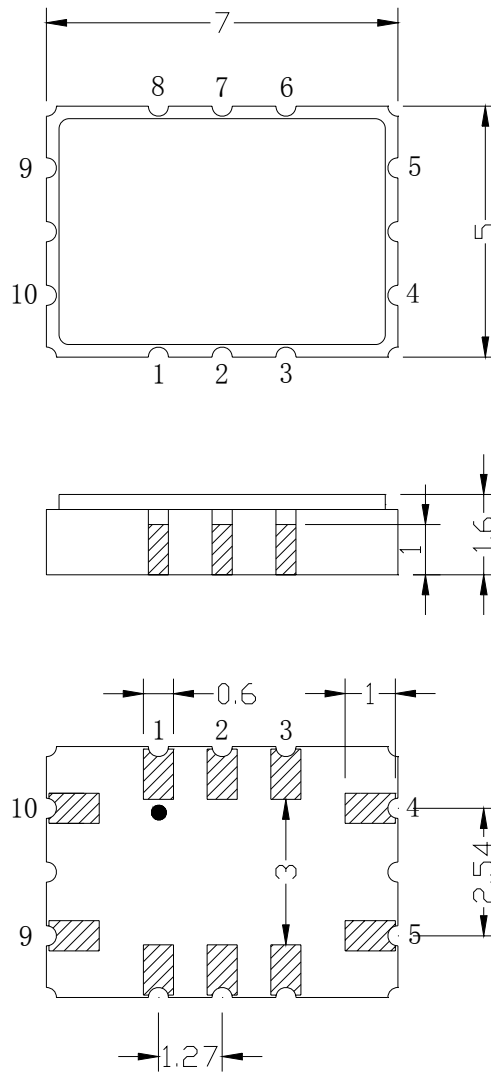
Notes - Component values may change depending on board layout.



**SIPAT Co., Ltd.**  
( CETC No. 26 Research Institute )  
Nanping Huayuan Road No. 14  
Chongqing, China, 400060

Part Number	LB385DS01	
Rev. Date	2005-6-27	
Rev.	4.0	Page 1/3

Package Dimension



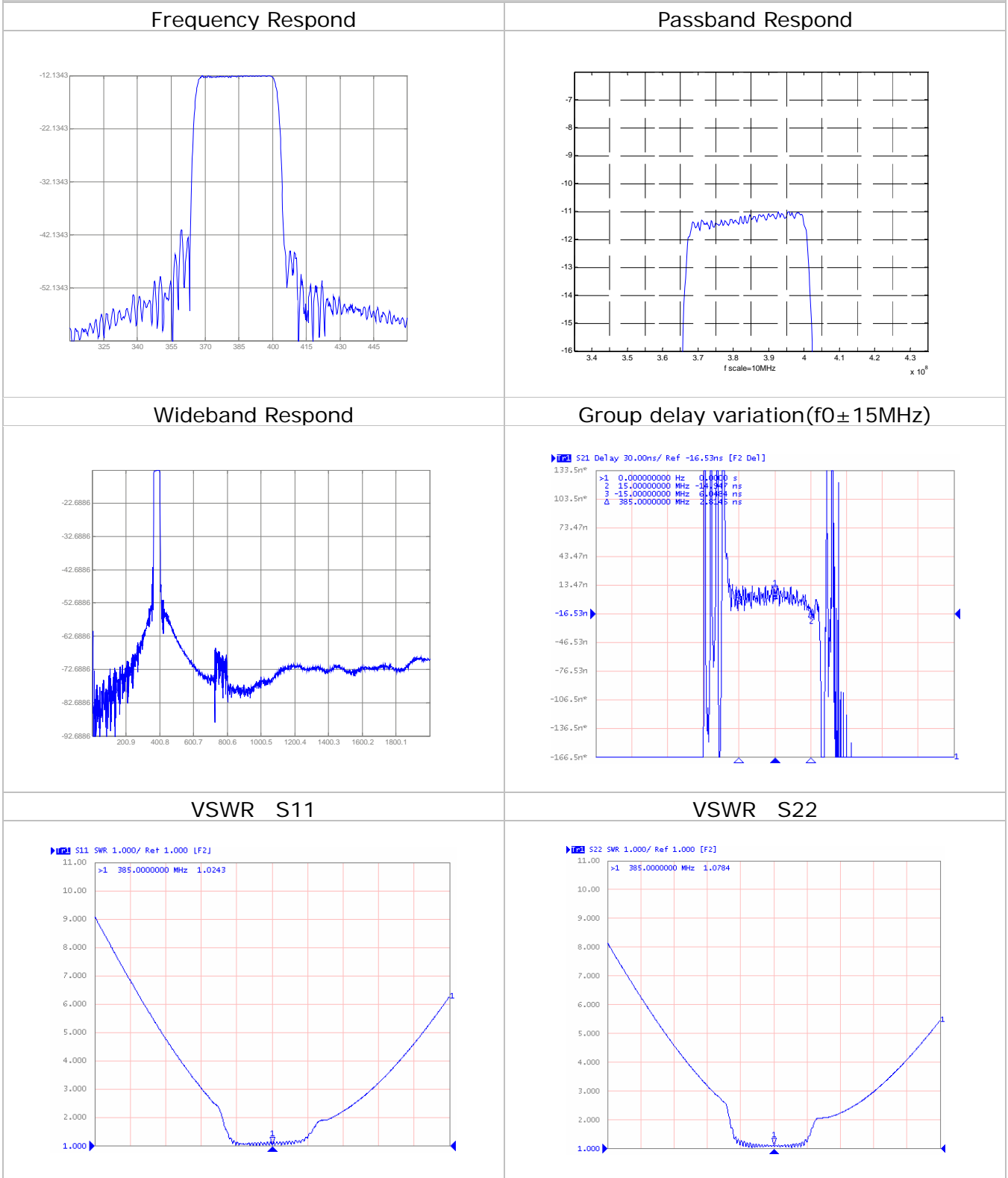
**Input:9**  
**Output:4**



**SIPAT Co., Ltd.**  
( CETC No. 26 Research Institute )  
Nanping Huayuan Road No. 14  
Chongqing, China, 400060

Part Number	LB385DS01	
Rev. Date	2005-6-27	
Rev.	4.0	Page 2/3

*Typical Performance*



**SIPAT Co., Ltd.**  
( CETC No. 26 Research Institute )  
Nanping Huayuan Road No. 14  
Chongqing, China, 400060

Part Number	LB385DS01	
Rev. Date	2005-6-27	
Rev.	4.0	Page 3/3