

Silicon NPN Power Transistors

2SC4517 2SC4517A

DESCRIPTION

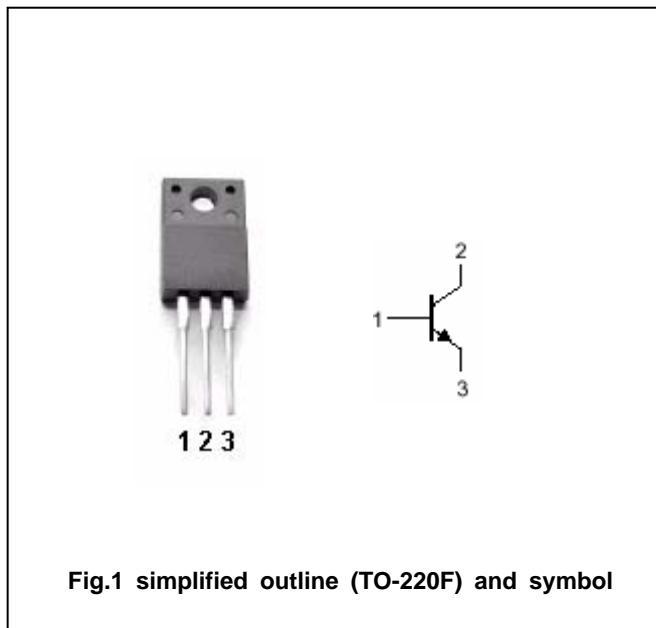
- With TO-220F package
- High voltage switching transistor

APPLICATIONS

- For switching regulator and general purpose applications

PINNING

PIN	DESCRIPTION
1	Base
2	Collector
3	Emitter



Absolute maximum ratings (Ta=25)

SYMBOL	PARAMETER	CONDITIONS	VALUE	UNIT
V _{CBO}	Collector-base voltage	2SC4517	900	V
		2SC4517A	1000	
V _{CEO}	Collector-emitter voltage	Open base	550	V
V _{EBO}	Emitter-base voltage	Open collector	7	V
I _C	Collector current		3	A
I _{CM}	Collector current-pulse		6	A
I _B	Base current		1.5	A
P _C	Collector power dissipation	T _C =25	30	W
T _j	Junction temperature		150	
T _{stg}	Storage temperature		-55~150	

Silicon NPN Power Transistors

2SC4517 2SC4517A

CHARACTERISTICS

T_j=25 unless otherwise specified

SYMBOL	PARAMETER	CONDITIONS	MIN	TYP.	MAX	UNIT
V _{(BR)CEO}	Collector-emitter breakdown voltage	I _C =10mA ; I _B =0	550			V
V _{CEsat}	Collector-emitter saturation voltage	I _C =1A; I _B =0.2A			0.5	V
V _{BEsat}	Base-emitter saturation voltage	I _C =1A; I _B =0.2A			1.2	V
I _{CBO}	Collector cut-off current	V _{CB} =800V; I _E =0			100	μA
I _{EBO}	Emitter cut-off current	V _{EB} =7V; I _C =0			100	μA
h _{FE}	DC current gain	I _C =1A ; V _{CE} =4V	10		30	
C _{OB}	Output capacitance	I _E =0; V _{CB} =10V;f=1MHz		35		pF
f _T	Transition frequency	I _E =-0.25A ; V _{CE} =12V		6		MHz

Switching times

t _{on}	Turn-on time	I _C =1.0A I _{B1} =0.15A I _{B2} =-0.45A V _{CC} =250V ,R _L =250			0.7	μs
t _s	Storage time				4.0	μs
t _f	Fall time				0.5	μs

Silicon NPN Power Transistors

2SC4517 2SC4517A

PACKAGE OUTLINE

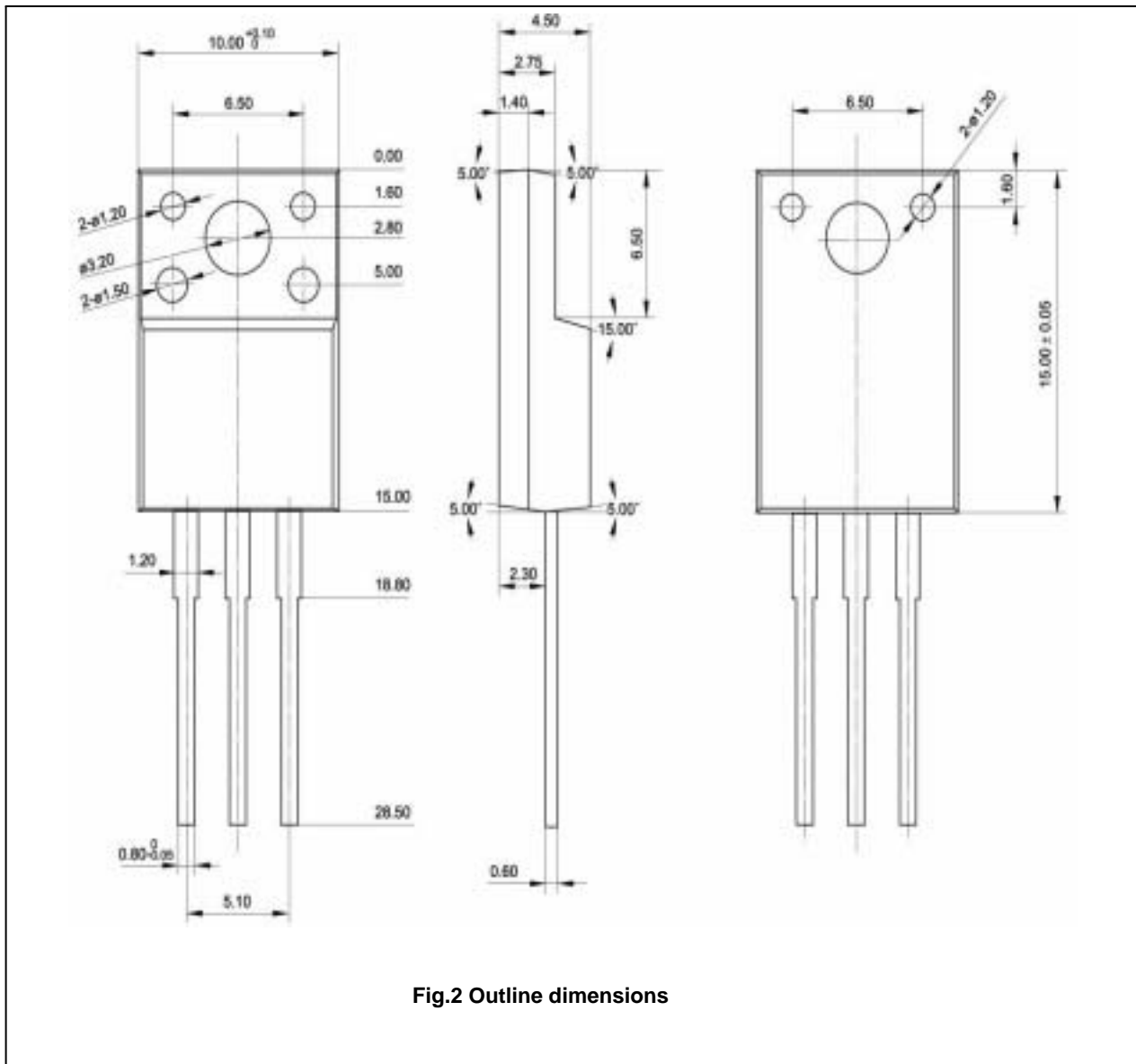


Fig.2 Outline dimensions

Silicon NPN Power Transistors

2SC4517 2SC4517A

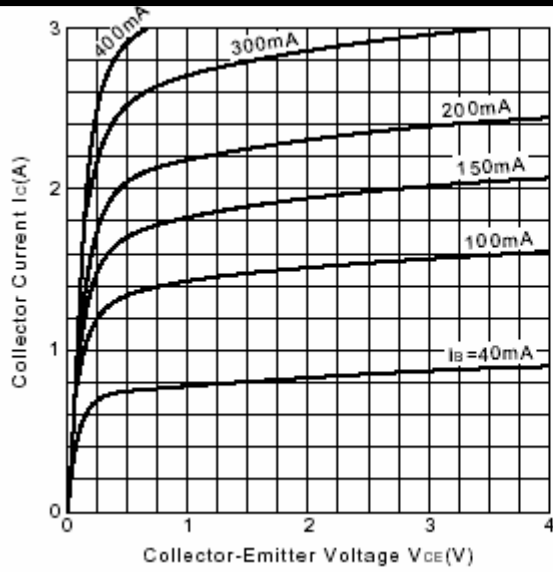


Fig.3 Static Characteristic

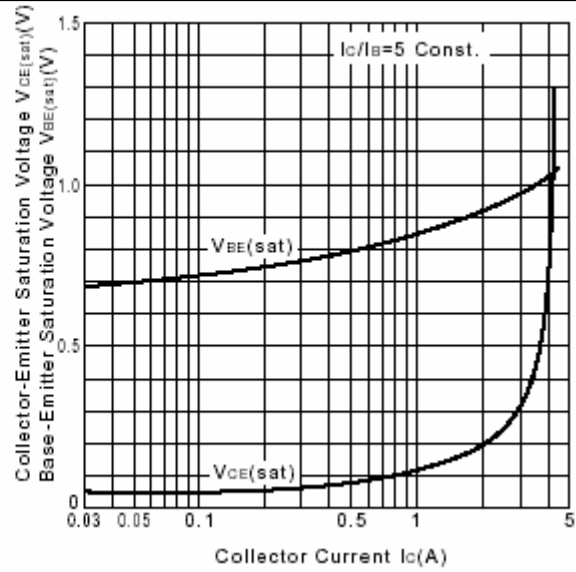


Fig.4 Base-Emitter Saturation Voltage
Collector-Emitter Saturation Voltage

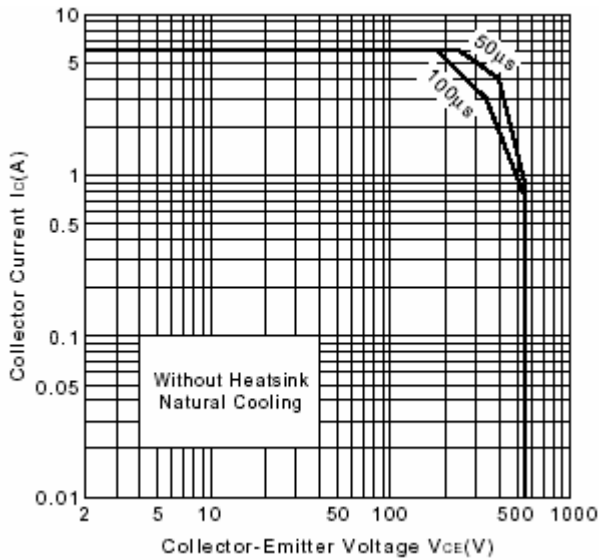


Fig.5 Safe Operating Area

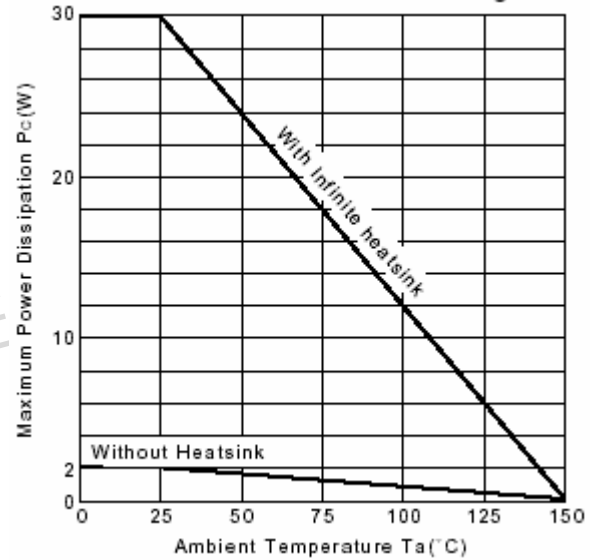


Fig.6 P_c - T_a Derating

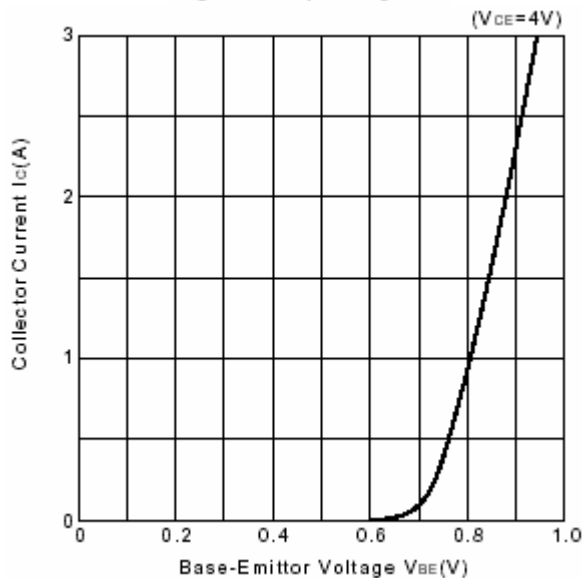


Fig.7 I_c - V_{BE}

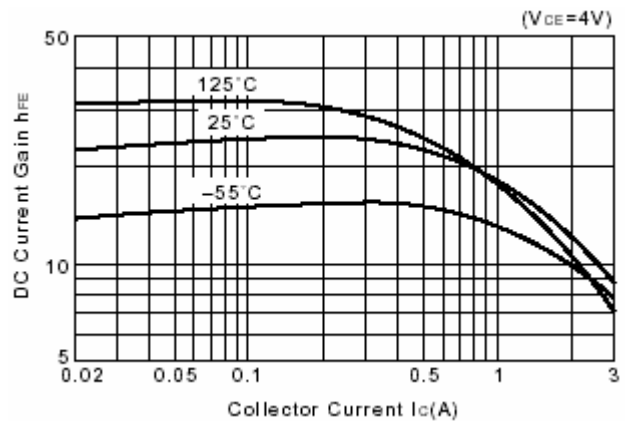


Fig.8 DC current Gain