

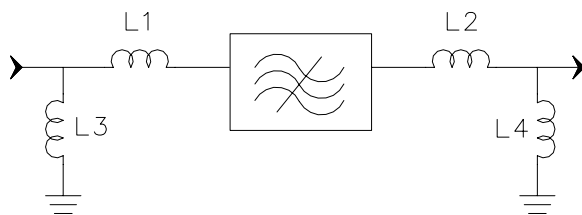
### Specifications

Parameter	Unit	Minimum	Typical	Maximum
Center Frequency	MHz	69.9	70	70.1
Insertion Loss	dB	-	22.8	24.5
1 dB Bandwidth	MHz	9	9.15	-
3 dB Bandwidth	MHz	9.3	9.47	-
40 dB Bandwidth	MHz	-	10.77	10.95
Passband Variation	dB	-	0.5	1
Absolute Delay	usec	-	1.75	-
Group Delay Variation ( $f_0 \pm 4.375\text{MHz}$ )	nsec	-	70	-
Ultimate Rejection	dB	40	43	-
Substrate Material		112LT		
Ambient Temperature	°C	25		
Package Size		SMD13.3*6.5		

#### Notes:

1. All specifications are based on the test circuit shown
2. In production, devices will be tested at room temperature to a guardbanded specification to ensure electrical compliance over temperature
3. Electrical margin has been built into the design to account for the variations due to temperature drift and manufacturing tolerances
4. This is the optimum impedance in order to achieve the performance show

### Matching Configuration




L1=39nH    L2=180nH

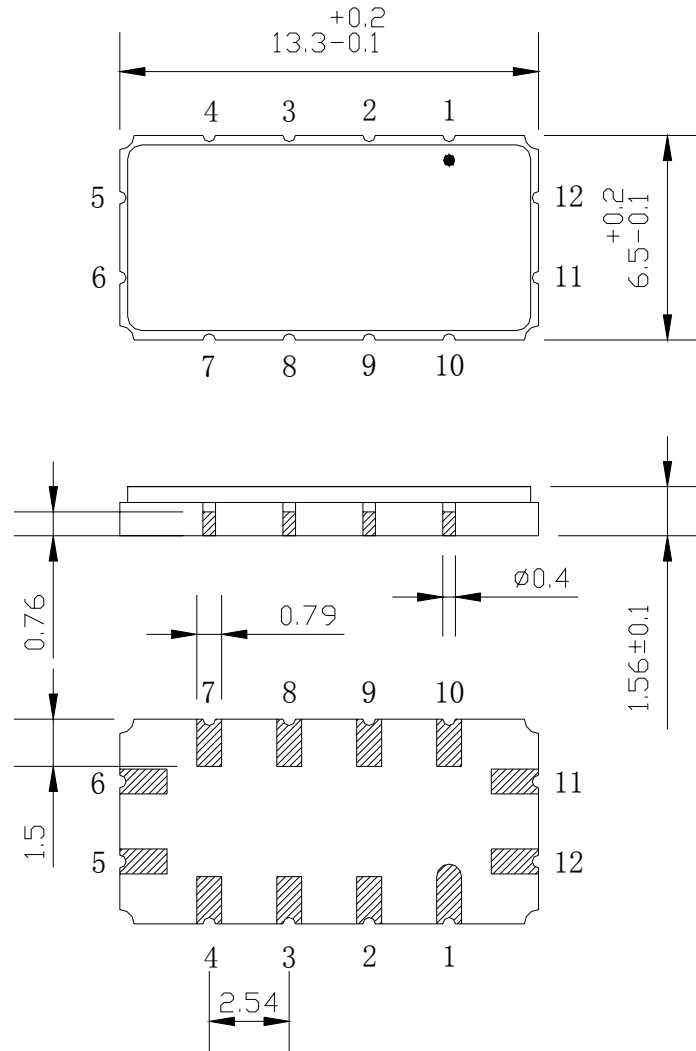
L3=100nH    L4=150nH

**Source/Load Impedance=50 ohm**


Notes - Component values may change depending on board layout.

	<b>SIPAT Co., Ltd.</b> ( CETC No. 26 Research Institute ) Nanping Huayuan Road No. 14 Chongqing, China, 400060	Part Number	LBT07082	
		Rev. Date	2005-3-7	
		Rev.	1.0	Page

Package Dimension

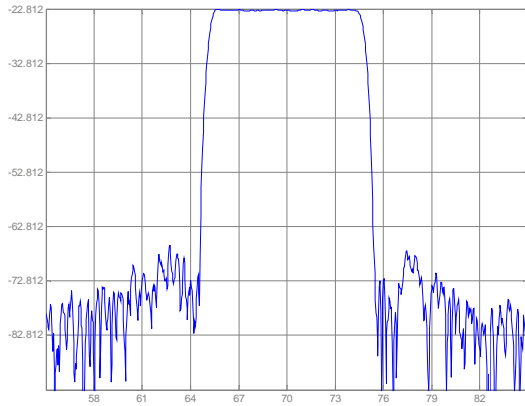


**Pin 11: Input**  
**Pin 5: Output**

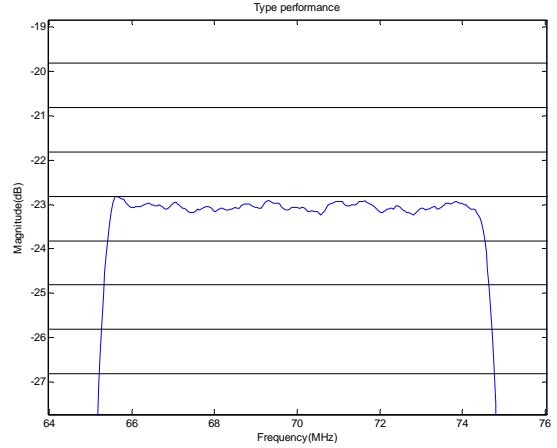
	<b>SIPAT Co., Ltd.</b> ( CETC No. 26 Research Institute ) Nanping Huayuan Road No. 14 Chongqing, China, 400060	Part Number	LBT07082	
		Rev. Date	2005-3-7	
		Rev.	1.0	Page

Typical Performance

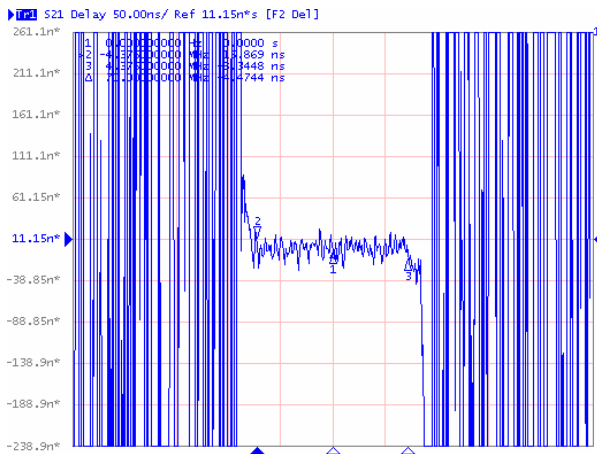
Frequency Respond



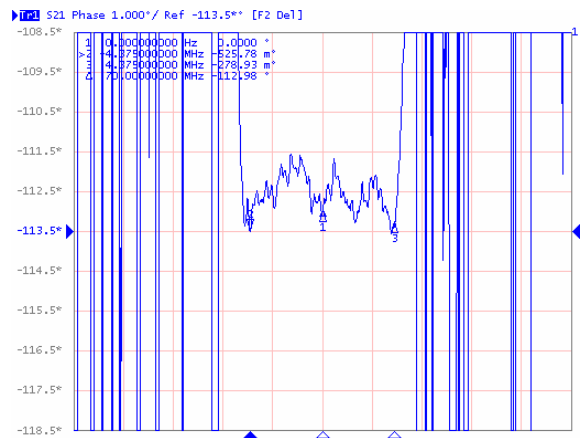
Passband Respond



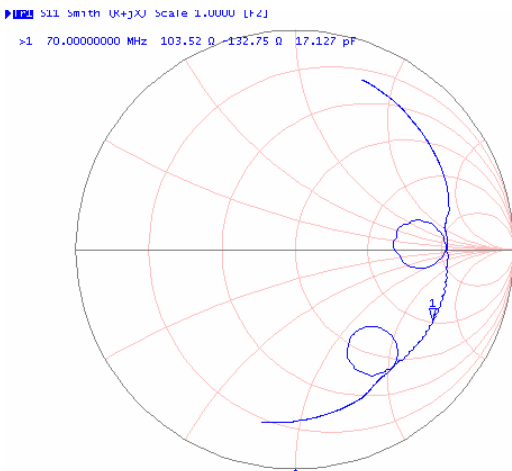
Group Delay Variation( $f_0 \pm 4.375\text{kHz}$ )



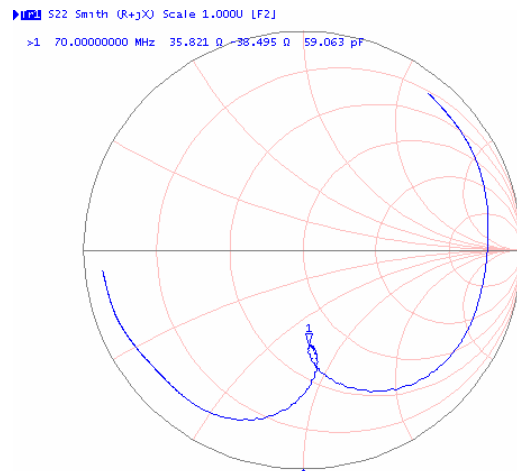
Phase Linearity( $f_0 \pm 4.375\text{kHz}$ )



Smith Chart S11



Smith Chart S22



**SIPAT Co., Ltd.**  
( CETC No. 26 Research Institute )  
Nanping Huayuan Road No. 14  
Chongqing, China, 400060

Part Number	LBT07082	
Rev. Date	2005-3-7	
Rev.	1.0	Page 3/3