

## Silicon NPN Power Transistors

2SC3447

## DESCRIPTION

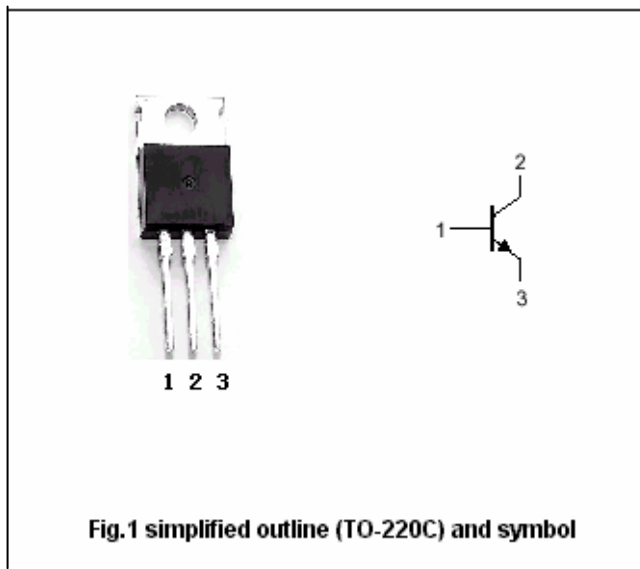
- With TO-220C package
- High breakdown voltage and high reliability
- Fast switching speed.
- Wide ASO (Safe Operating Area)

## APPLICATIONS

- 500V/5A switching regulator applications

## PINNING

PIN	DESCRIPTION
1	Base
2	Collector;connected to mounting base
3	Emitter

Absolute maximum ratings( $T_a=25^\circ\text{C}$ )

SYMBOL	PARAMETER	CONDITIONS	VALUE	UNIT
$V_{CBO}$	Collector-base voltage	Open emitter	800	V
$V_{CEO}$	Collector-emitter voltage	Open base	500	V
$V_{EBO}$	Emitter-base voltage	Open collector	7	V
$I_C$	Collector current		5	A
$I_{CM}$	Collector current-peak		10	A
$I_B$	Base current		2	A
$P_C$	Collector dissipation	$T_C=25^\circ\text{C}$	50	W
$T_j$	Junction temperature		150	$^\circ\text{C}$
$T_{stg}$	Storage temperature		-55~150	$^\circ\text{C}$

## Silicon NPN Power Transistors

2SC3447

## CHARACTERISTICS

T<sub>j</sub>=25 °C unless otherwise specified

SYMBOL	PARAMETER	CONDITIONS	MIN	TYP.	MAX	UNIT
V <sub>(BR)CEO</sub>	Collector-emitter breakdown voltage	I <sub>C</sub> =5mA ; R <sub>BE</sub> =∞	500			V
V <sub>(BR)CBO</sub>	Collector-base breakdown voltage	I <sub>C</sub> =1mA ; I <sub>E</sub> =0	800			V
V <sub>(BR)EBO</sub>	Emitter-base breakdown voltage	I <sub>E</sub> =1mA ; I <sub>C</sub> =0	7			V
V <sub>CEsat</sub>	Collector-emitter saturation voltage	I <sub>C</sub> =3A; I <sub>B</sub> =0.6A			1.0	V
V <sub>BEsat</sub>	Base-emitter saturation voltage	I <sub>C</sub> =3A; I <sub>B</sub> =0.6A			1.5	V
I <sub>CBO</sub>	Collector cut-off current	V <sub>CB</sub> =500V ; I <sub>E</sub> =0			10	μA
I <sub>EBO</sub>	Emitter cut-off current	V <sub>EB</sub> =5V ; I <sub>C</sub> =0			10	μA
h <sub>FE-1</sub>	DC current gain	I <sub>C</sub> =0.6A ; V <sub>CE</sub> =5V	15		50	
h <sub>FE-2</sub>	DC current gain	I <sub>C</sub> =3A ; V <sub>CE</sub> =5V	8			
f <sub>T</sub>	Transition frequency	I <sub>C</sub> =0.6A ; V <sub>CE</sub> =10V		18		MHz
C <sub>OB</sub>	Output capacitance	I <sub>E</sub> =0; f=1MHz ; V <sub>CB</sub> =10V		80		pF

## Switching times

t <sub>on</sub>	Turn-on time	V <sub>CC</sub> =200V; I <sub>C</sub> =4A I <sub>B1</sub> =0.8A; I <sub>B2</sub> =-1.6A; R <sub>L</sub> =50Ω			0.5	μs
t <sub>stg</sub>	Storage time				3.0	μs
t <sub>f</sub>	Fall time				0.3	μs

◆ h<sub>FE-1</sub> classifications

L	M	N
15-30	20-40	30-50

Silicon NPN Power Transistors

2SC3447

PACKAGE OUTLINE



Fig.2 Outline dimensions (unindicated tolerance:  $\pm 0.10$  mm)

Silicon NPN Power Transistors

2SC3447

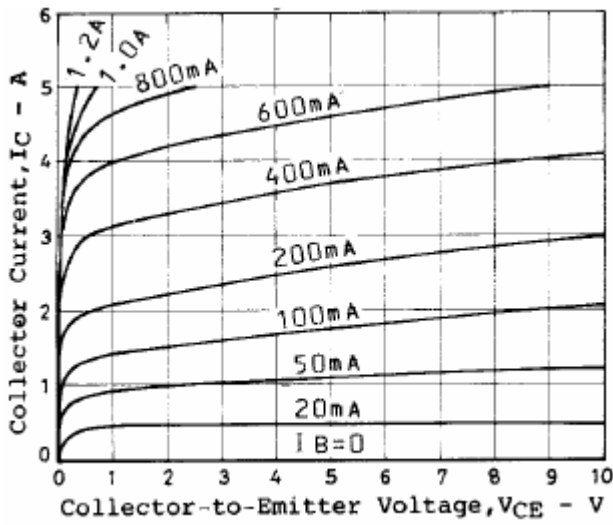


Fig.3 Static Characteristic

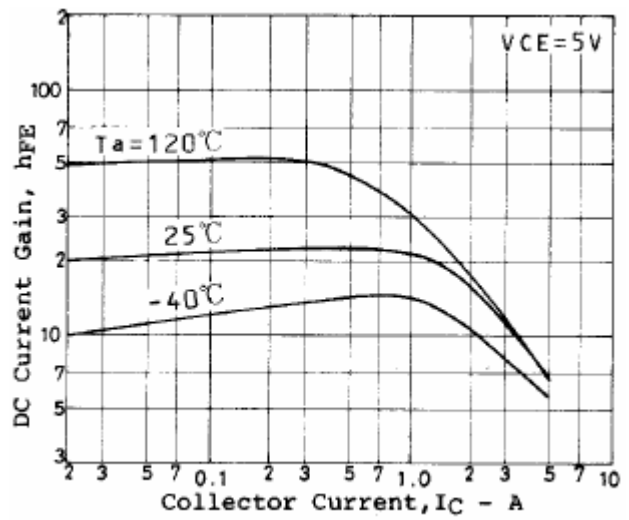


Fig.4 DC current Gain

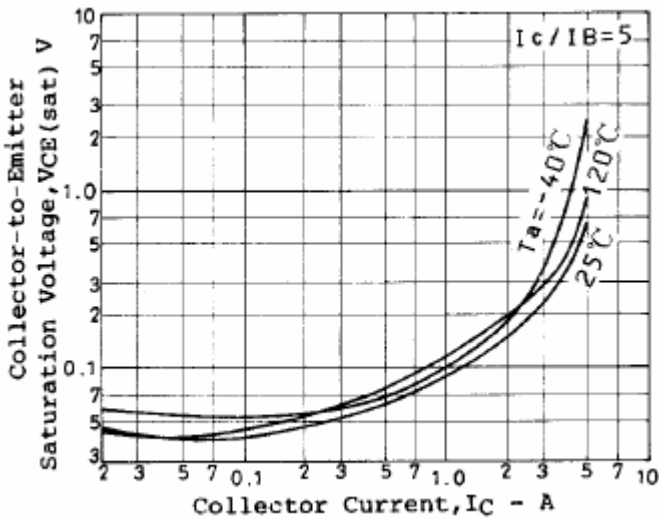


Fig.5 Collector-Emitter Saturation Voltage

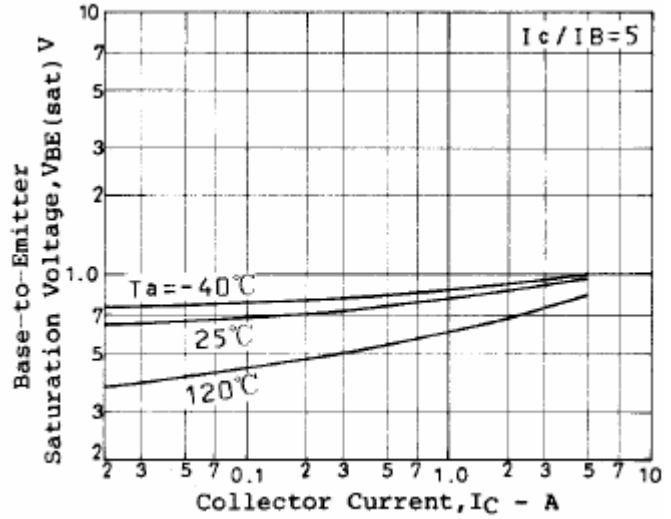


Fig.6 Base-Emitter Saturation Voltage

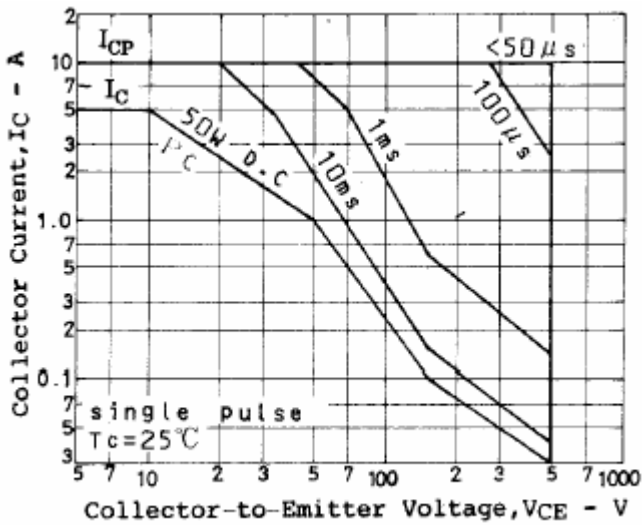


Fig.7 Safe Operating Area