

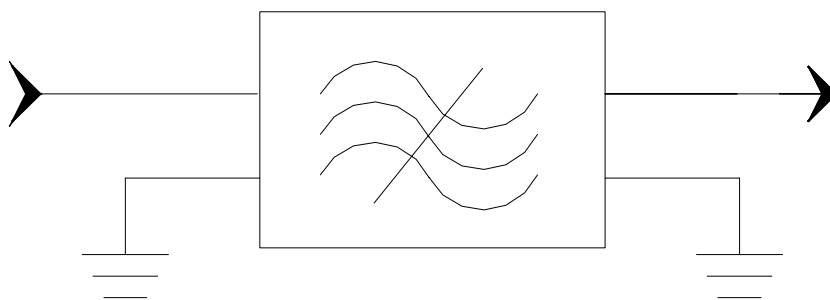
Specifications

Parameter	Unit	Minimum	Typical	Maximum
Center Frequency	MHz	53.7	53.8	53.9
Insertion Loss	dB		22.5	24
1 dB Bandwidth	MHz	7.1	7.2	
3 dB Bandwidth	MHz	7.4	7.76	
40 dB Bandwidth	MHz		9.4	9.7
Passband Variation	dB		0.5	1
Ultimate Rejection	dB	50	55	
Phase Linearity(f0±3MHz)	degree		3	5
Group Delay Variation(f0±3MHz)	nsec		60	100
Material temperature coefficient	KHz/°C		-4.4116	
Ambient Temperature	°C		25	
Package Size	DIP2212 (22.2x12.8x4.7mm ³)			

Notes:

1. All specifications are based on the test circuit shown
2. In production, devices will be tested at room temperature to a guardbanded specification to ensure electrical compliance over temperature
3. Electrical margin has been built into the design to account for the variations due to temperature drift and manufacturing tolerances
4. This is the optimum impedance in order to achieve the performance show

Matching Configuration



Source/Load Impedance=50 ohm

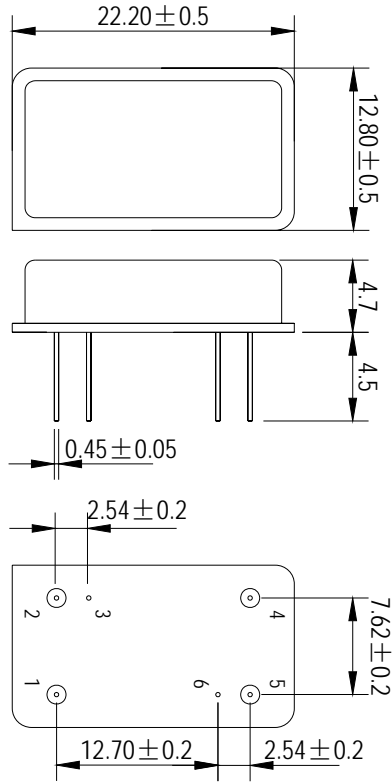
Notes - Component values may change depending on board layout.



SIPAT Co., Ltd.
(CETC No. 26 Research Institute)
Nanping Huayuan Road No. 14
Chongqing, China, 400060

Part Number	LBN05402		
Rev. Date	2005-6-27		
Rev.	1.0	Page 1/3	

Package Dimension



Input :1
Output:5

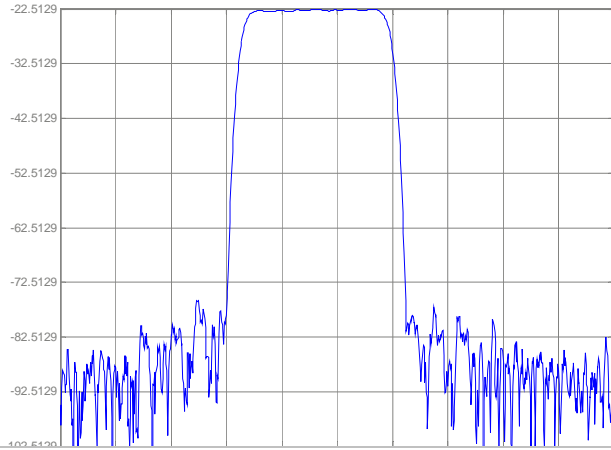


SIPAT Co., Ltd.
(CETC No. 26 Research Institute)
Nanping Huayuan Road No. 14
Chongqing, China, 400060

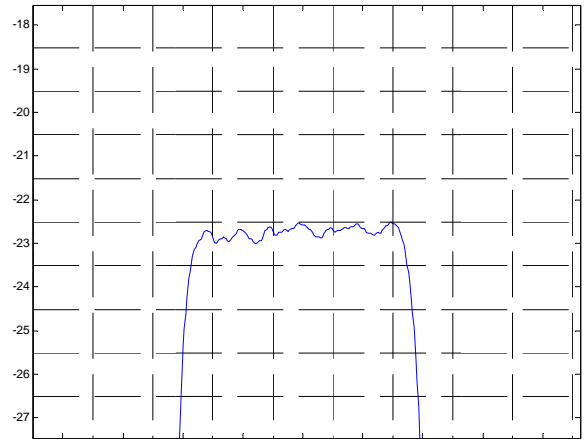
Part Number	LBN05402	
Rev. Date	2005-6-27	
Rev.	1.0	Page 2/3

Typical Performance

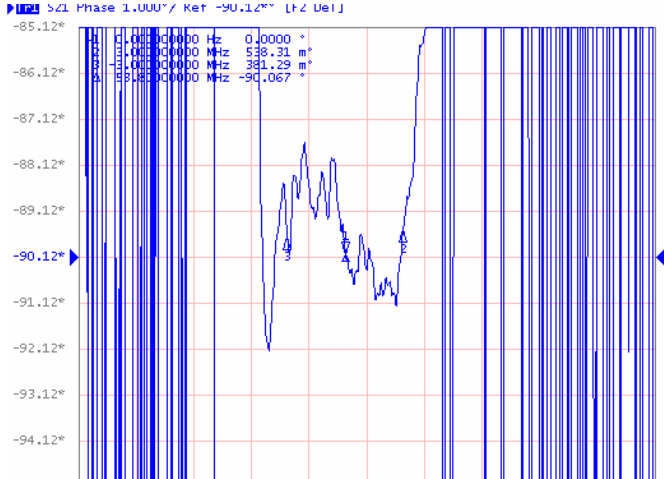
Frequency Respond



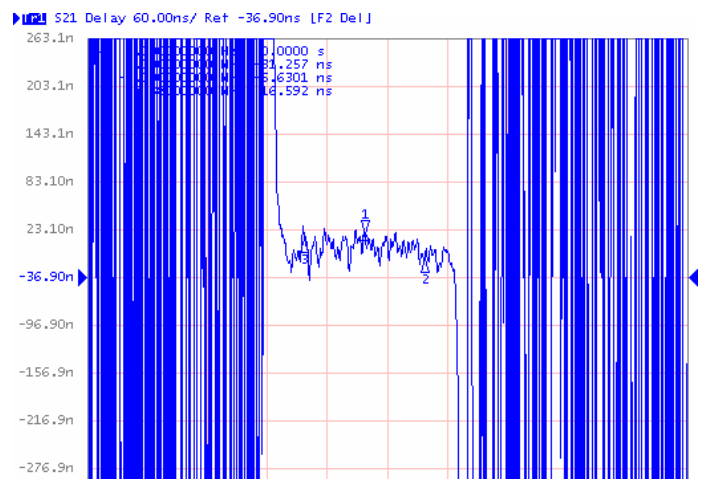
Passband Respond



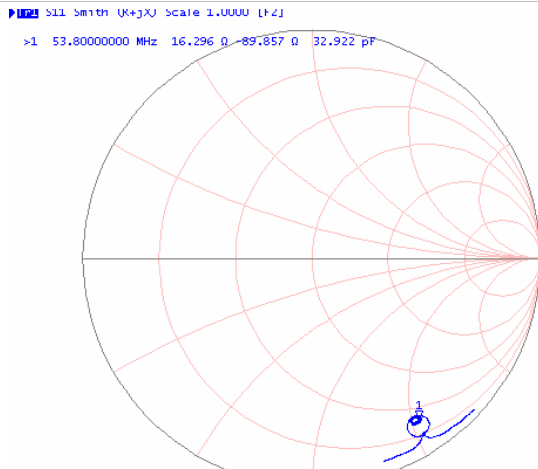
Phase Linearity($f_0 \pm 3\text{MHz}$)



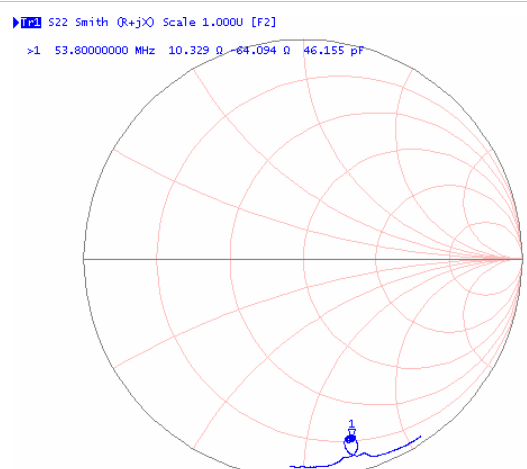
Group delay variation($f_0 \pm 3\text{MHz}$)



Smith Chart S11



Smith Chart S22



SIPAT Co., Ltd.
(CETC No. 26 Research Institute)
Nanping Huayuan Road No. 14
Chongqing, China, 400060

Part Number LBN05402

Rev. Date 2005-6-27

Rev. 1.0

Page 3/3