

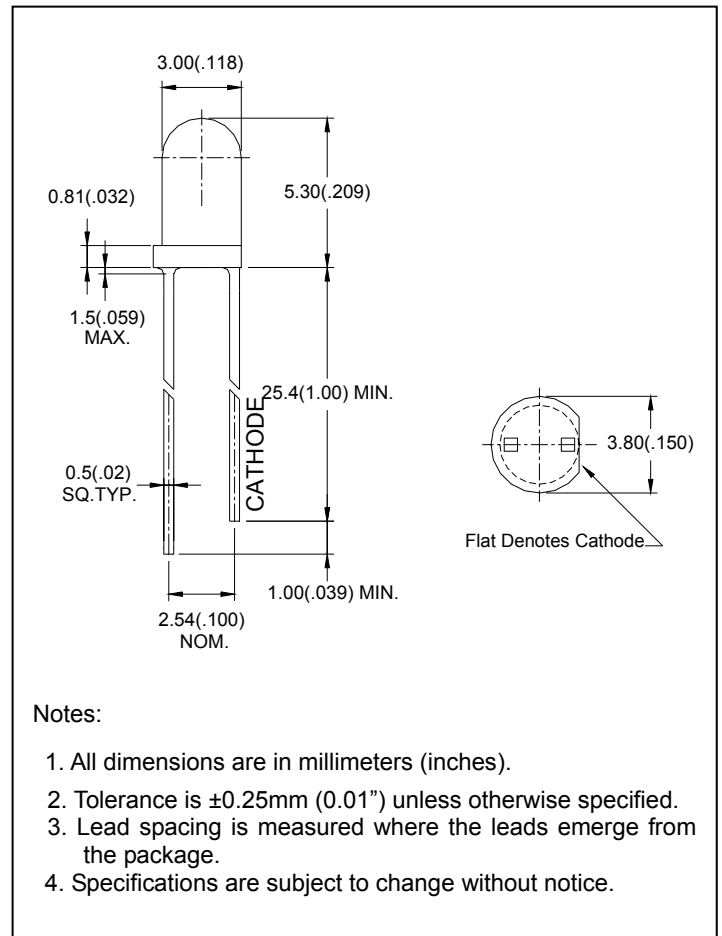
● Features:

1. Chip material: GaP/GaP
2. Emitted color : Hi-Eff Green
3. Lens Appearance : Green Diffused
4. Low power consumption.
5. High efficiency.
6. Versatile mounting on P.C. Board or panel.
7. Low current requirement.
8. 3mm diameter package.
9. This product don't contained restriction substance, compliance ROHS standard.

● Applications:

1. TV set
2. Monitor
3. Telephone
4. Computer
5. Circuit board

● Package dimensions



● Absolute maximum ratings(Ta=25°C)

Parameter	Symbol	Rating	Unit
Power Dissipation	Pd	14	mW
Forward Current	I _F	7	mA
Reverse Voltage	V _R	5	V
Operating Temperature	Topr	-40°C~80°C	
Storage Temperature	Tstg	-40°C~85°C	
Soldering Temperature	Tsol	260°C (for 5 seconds)	

● Electrical and optical characteristics(Ta=25°C)

Parameter	Symbol	Condition	Min.	Typ.	Max.	Unit
Forward Voltage	V_F	$I_F=2mA$	-	1.9	2.2	V
Luminous Intensity	I_v	$I_F=2mA$	-	6.0	-	mcd
Reverse Current	I_R	$V_R=5V$	-	-	100	μA
Peak Wave Length	λ_p	$I_F=2mA$	-	568	-	nm
Dominant Wave Length	λ_d	$I_F=2mA$	567	-	573	nm
Spectral Line Half-width	$\Delta \lambda$	$I_F=2mA$	-	30	-	nm
Viewing Angle	$2\theta_{1/2}$	$I_F=2mA$	-	35	-	deg

● Typical electro-optical characteristics curves

Fig.1 RELATIVE INTENSITY VS. WAVELENGTH

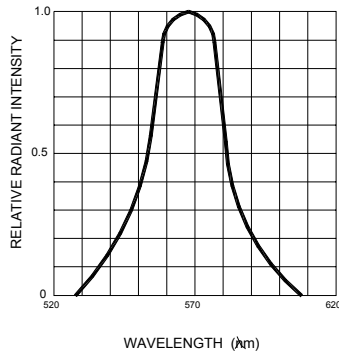


Fig.2 FORWARD CURRENT DERATING CURVE

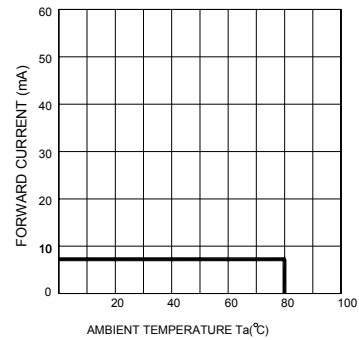


Fig.3 FORWARD CURRENT VS. FORWARD VOLTAGE

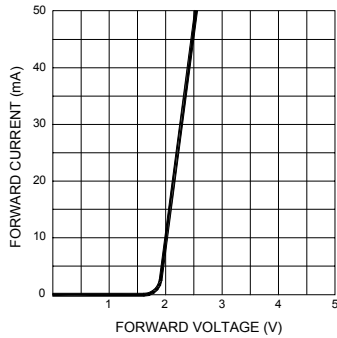


Fig.4 RELATIVE LUMINOUS INTENSITY VS. AMBIENT TEMPERATURE

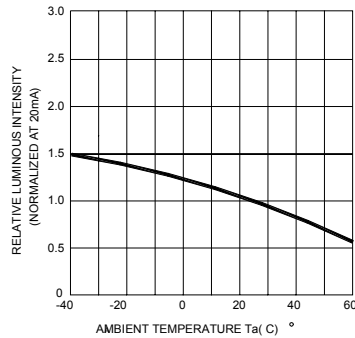
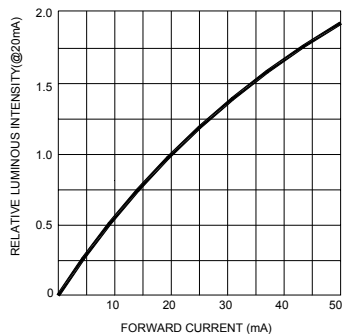


Fig.5 RELATIVE LUMINOUS INTENSITY VS. FORWARD CURRENT



RADIATION DIAGRAM

