

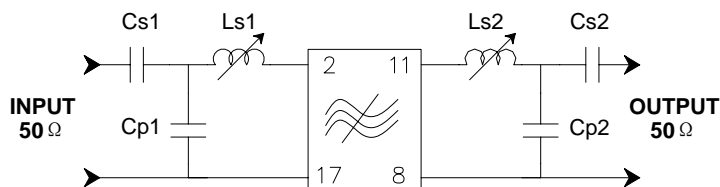
### Specifications

Parameter	Unit	Minimum	Typical	Maximum
Center Frequency	MHz	-	70	-
Insertion Loss	dB	-	20	22
1 dB Bandwidth	MHz	-	1.26	-
1.5 dB Bandwidth	MHz	1.26	1.28	-
3 dB Bandwidth	MHz	-	1.31	-
35 dB Bandwidth	MHz	-	1.49	1.5
40 dB Bandwidth	MHz	-	1.52	-
50 dB Bandwidth	MHz	-	1.55	1.8
Passband Variation( $f_0 \pm 0.615\text{MHz}$ )	dB	-	0.75	1
Absolute Delay	usec	-	1.1	-
Phase Linearity( $f_0 \pm 0.615\text{MHz}$ )	deg	-	9	-
Ultimate Rejection( $f_0 \pm 1\text{MHz}$ )	dB	50	53	-
Material Temperature coefficient	KHz/°C	0.115		
Ambient Temperature	°C	25		
Package Size	DIP7320 (73.28x19.94x5.6mm3)			

#### Notes:


1. All specifications are based on the test circuit shown
2. In production, devices will be tested at room temperature to a guardbanded specification to ensure electrical compliance over temperature
3. Electrical margin has been built into the design to account for the variations due to temperature drift and manufacturing tolerances
4. This is the optimum impedance in order to achieve the performance show

### Matching Configuration

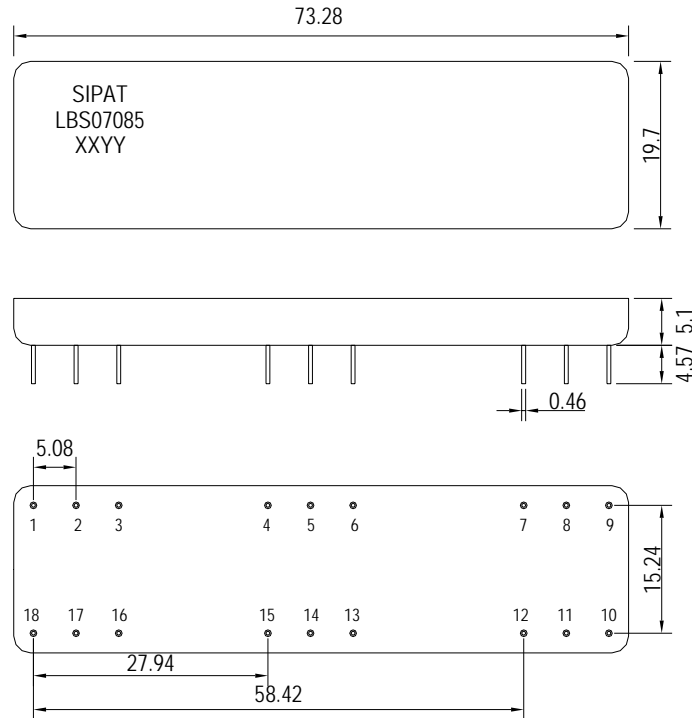


**Ls1=Ls2=150nH**  
**Cp1=39pF Cp2=56pF**  
**Cs1=15pF Cs2=22pF**  
**Source/Load Impedance=50 ohm**

Notes - Component values may change depending on board layout.

	<b>SIPAT Co., Ltd.</b> ( CETC No. 26 Research Institute ) Nanping Huayuan Road No. 14 Chongqing, China, 400060	Part Number	LBS07085	
		Rev. Date	2007-4-9	
		Ver.	1.1	Page

*Package Dimension*



- 1) ∴ Pad Number 1 Index
- 2) SIPAT: Manufacturer name
- 3) LBS07085: Part Number
- 4) 07XX: Date Code

Input	2
Output	11
Ground	1,3,4,5,6,7, 8,9,10,12,13, 14,15,16,17,18

**Package: DIP7320**

**Unit: mm**

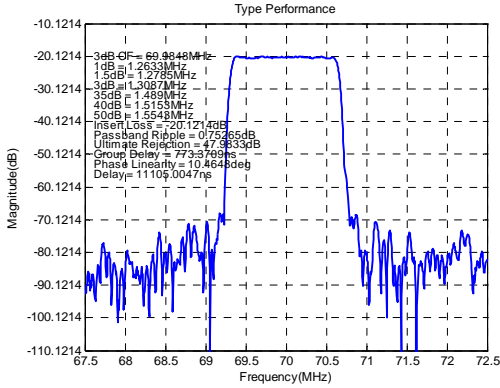


**SIPAT Co., Ltd.**  
( CETC No. 26 Research Institute )  
Nanping Huayuan Road No. 14  
Chongqing, China, 400060

Part Number	LBS07085	
Rev. Date	2007-4-9	
Ver.	1.1	Page 2/4

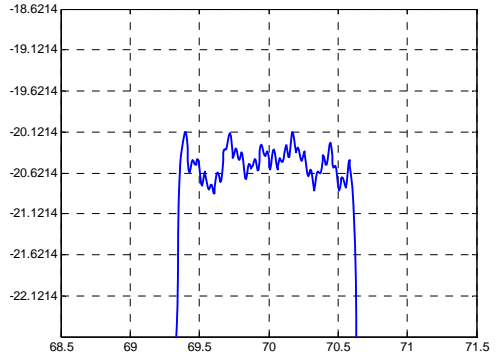
Typical Performance

Frequency Respond



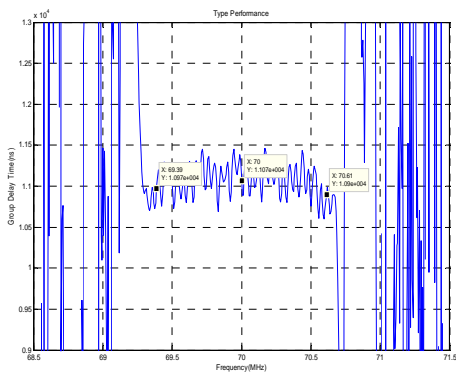
Horizontal: 0.5MHz/Div Vertical: 10dB/Div

Passband Respond



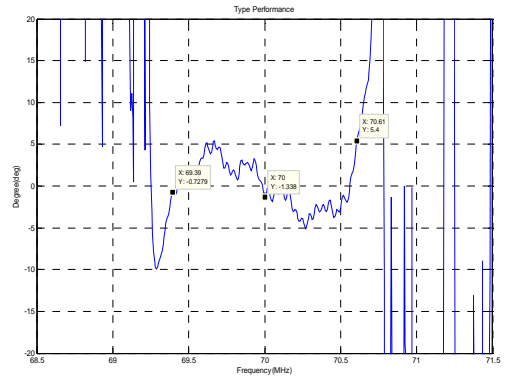
Horizontal: 0.5MHz/Div Vertical: 0.5dB/Div

Group Delay Variation(f0±0.61MHz)



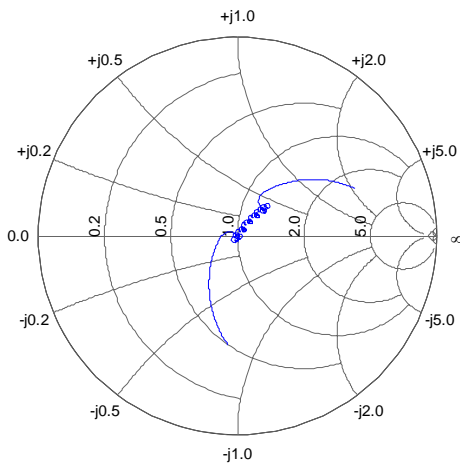
Horizontal: 0.5MHz/Div Vertical: 500ns/Div

Phase Linearity(f0±0.61MHz)

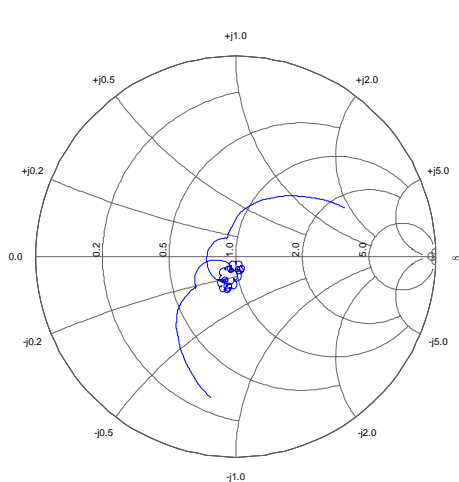


Horizontal: 0.5MHz/Div Vertical: 5deg/Div

Smith Chart S11



Smith Chart S22



**SIPAT Co., Ltd.**  
( CETC No. 26 Research Institute )  
Nanping Huayuan Road No. 14  
Chongqing, China, 400060

Part Number LBS07085

Rev. Date 2007-4-9

Ver. 1.1

Page 3/4

*Maximum Ratings*

<b>Operating Temperature Range</b>	°C	[-40°C;+85°C]
<b>Storage Temperature Range</b>	°C	[-40°C;+105°C]
<b>DC Voltage</b>	V	0
<b>Input Power</b>	dBm	10 max
<b>ESD Class</b>		1



**SIPAT Co., Ltd.**  
( CETC No. 26 Research Institute )  
Nanping Huayuan Road No. 14  
Chongqing, China, 400060

Part Number	LBS07085		
Rev. Date	2007-4-9		
Ver.	1.1	Page	4/4