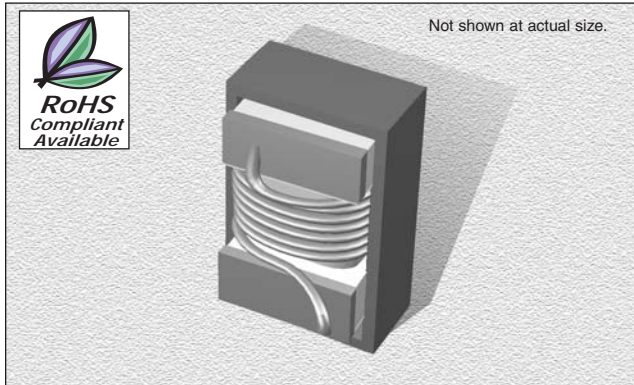


## CT1210LSC Series

From 0.47  $\mu\text{H}$  to 680  $\mu\text{H}$



### CHARACTERISTICS

**Description:** SMD ferrite core wire-wound high current chip inductor

**Applications:** LC resonant circuits such as oscillator and signal generators, impedance matching, circuit isolation, RF filters, disk drives and computer peripherals, audio and video equipment, TV, radio and telecommunication equipment

**Operating Temperature:** -25°C to +85°C

**Inductance Tolerance:**  $\pm 5\%$  &  $\pm 10\%$

**Testing:** Inductance and Q are tested on an HP4285A at specified frequency

**Packaging:** Tape & Reel

**Miscellaneous:** RoHS Compliant available.

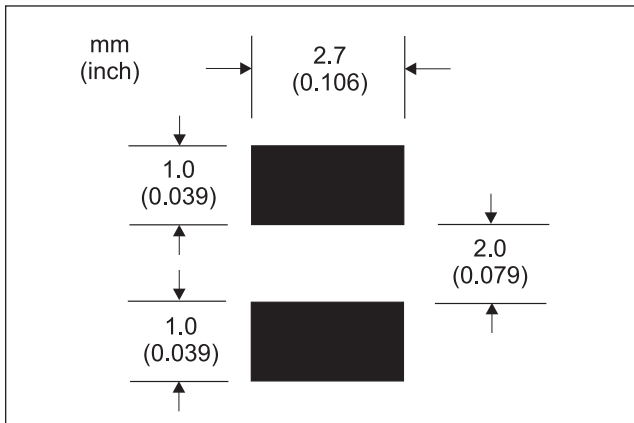
**Marking:** Parts are marked with color dots in nanoHenries.

Example: 10 $\mu\text{H}$  = 10000nH  $\leftarrow$  marking would be Brown, Black, Orange(103).

**Additional Information:** Additional electrical & physical information available upon request

**Samples available. See website for ordering information.**

### PAD LAYOUT



### SPECIFICATIONS

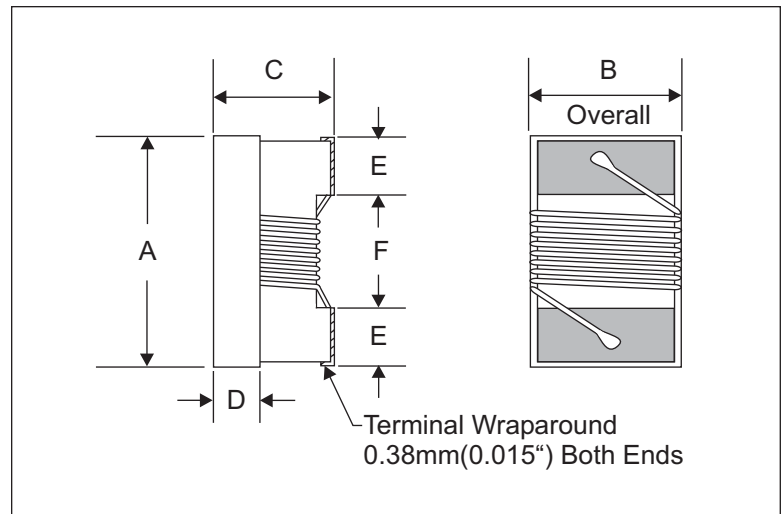
Please specify tolerance code when ordering.  
CT1210LSC-1R0\_  $\leftarrow$  J =  $\pm 5\%$ , K =  $\pm 10\%$

CT1210LSCSE Please specify "F" for RoHS compliant

Part Number	Inductance ( $\mu\text{H}$ )	L Test Freq. (MHz)	Q Fact. Min.	Q Test Freq. (MHz)	SRF Min. (MHz)	DCR $\pm 30\%$ ( $\Omega$ )	Rated DC (mA)
CT1210LSC_-R47_	0.47	25.2	40	25.2	450	0.07	1800
CT1210LSC_-1R0_	1.0	7.96	20	7.96	100	0.08	1500
CT1210LSC_-1R5_	1.5	7.96	20	7.96	80	0.11	1125
CT1210LSC_-1R8_	1.8	7.96	20	7.96	70	0.13	970
CT1210LSC_-2R2_	2.2	7.96	20	7.96	68	0.13	970
CT1210LSC_-2R7_	2.7	7.96	20	7.96	62	0.15	900
CT1210LSC_-3R3_	3.3	7.96	20	7.96	54	0.16	837
CT1210LSC_-4R7_	4.7	7.96	20	7.96	43	0.20	675
CT1210LSC_-5R6_	5.6	7.96	20	7.96	36	0.26	620
CT1210LSC_-6R8_	6.8	7.96	20	7.96	33	0.27	600
CT1210LSC_-8R2_	8.2	7.96	15	7.96	28	0.33	570
CT1210LSC_-100_	10	2.52	15	2.52	28	0.36	520
CT1210LSC_-150_	15	2.52	15	2.52	19	0.56	480
CT1210LSC_-180_	18	2.52	15	2.52	17	0.67	330
CT1210LSC_-220_	22	2.52	15	2.52	16	0.77	310
CT1210LSC_-270_	27	2.52	15	2.52	13	1.00	280
CT1210LSC_-330_	33	2.52	15	2.52	12	1.10	270
CT1210LSC_-470_	47	2.52	15	2.52	10	1.64	210
CT1210LSC_-680_	68	2.52	15	2.52	9	2.8	189
CT1210LSC_-101_	100	0.796	15	0.796	6	3.7	145
CT1210LSC_-151_	150	0.796	15	0.796	5	6.1	120
CT1210LSC_-181_	180	0.796	15	0.796	4	8.0	105
CT1210LSC_-221_	220	0.796	15	0.796	4	8.4	100
CT1210LSC_-331_	330	0.796	15	0.796	3.5	12	80
CT1210LSC_-471_	470	0.796	15	0.796	2.8	22	75
CT1210LSC_-681_	680	0.796	15	0.796	2	28	65

### PHYSICAL DIMENSIONS

Size	A Max.	B Max.	C Max.	D	E	F
mm	3.70	2.90	2.6	0.51	0.51	1.52
inches	0.146	0.114	0.102	0.019	0.019	0.060



09.01.05