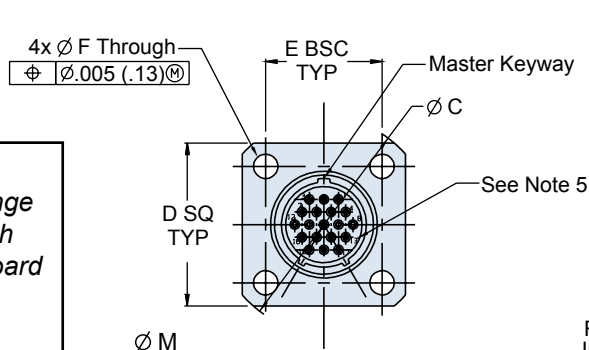




240-801-02 and -08
"Mighty Mouse" Filter Connector
 Heavy Duty Double-Start Coupling
 Printed Circuit Board Versions with PCB or Solder Cup Contacts

02 - Square Flange Receptacle with Printed Circuit Board Contacts



08 - Jam Nut Receptacle with Printed Circuit Board Contacts

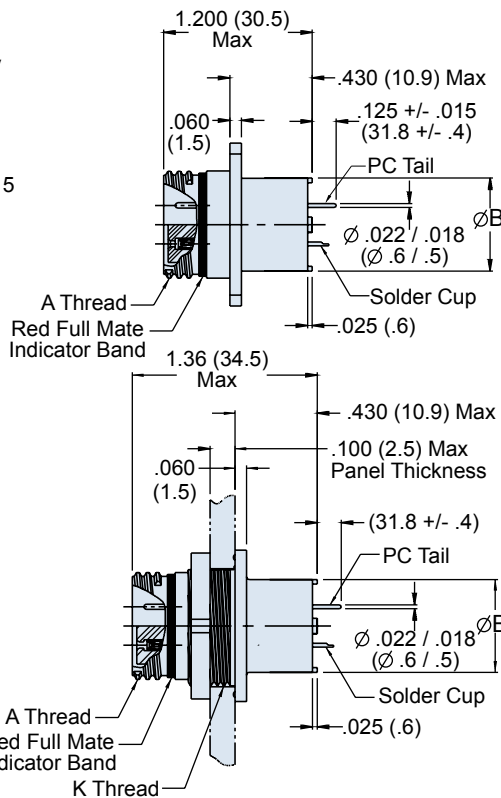
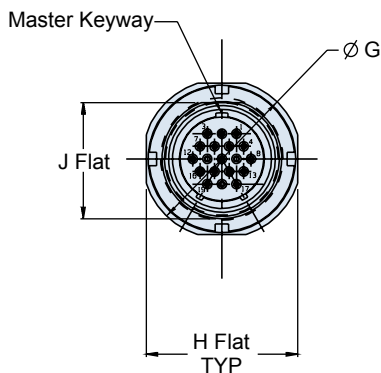


TABLE I: DIMENSIONS										
SHELL SIZE	A THREAD	Ø B	Ø C	D SQ	E BSC	F HOLES	Ø G	H FLAT	J FLAT	K THREAD
5	.3125-.05P-.1L-2A	.245 (6.2)	.680 (17.3)	.530 (13.5)	.363 (9.2)	.096 (2.4) .091 (2.3)	.575 (14.6)	.545 (13.8)	.350 (8.9)	.3750-28 UN-2A
6	.3750-.05P-.1L-2A	.330 (8.4)	.750 (19.1)	.590 (15.0)	.423 (10.7)	.096 (2.4) .091 (2.3)	.635 (16.1)	.595 (15.1)	.410 (10.4)	.4375-28 UNEF-2A
7	.4375-.05P-.1L-2A	.442 (11.2)	.850 (21.6)	.650 (16.5)	.483 (12.3)	.096 (2.4) .091 (2.3)	.755 (19.2)	.723 (18.4)	.536 (13.6)	.5625-32 UN-2A
8	.5000-.05P-.1L-2A	.493 (12.5)	.938 (23.8)	.712 (18.1)	.545 (13.8)	.096 (2.4) .091 (2.3)	.755 (19.2)	.723 (18.4)	.536 (13.6)	.5625-32 UN-2A
9	.5625-.05P-.1L-2A	.551 (14.0)	1.125 (28.6)	.850 (21.6)	.607 (15.4)	.130 (3.3) .126 (3.2)	.830 (21.1)	.790 (20.1)	.596 (15.1)	.6250-28 UN-2A
10	.6250-.05P-.1L-2A	.620 (15.7)	1.188 (30.2)	.890 (22.6)	.670 (17.0)	.130 (3.3) .126 (3.2)	.890 (22.6)	.855 (21.7)	.658 (16.7)	.6875-28 UN-2A
13	.8125-.1P-.2L-2A	.703 (17.9)	1.375 (34.9)	1.030 (26.2)	.812 (20.6)	.130 (3.3) .126 (3.2)	1.078 (27.4)	1.044 (26.5)	.845 (21.5)	.875-28 UN-2A
16	1.000-.1P-.2L-2A	.863 (21.9)	1.625 (41.3)	1.219 (31.0)	.981 (24.9)	.130 (3.3) .126 (3.2)	1.264 (32.1)	1.230 (31.2)	1.022 (26.0)	1.0625-20 UN-2A
17	1.0625-.1P-.2L-2A	.912 (23.2)	1.700 (43.2)	1.280 (32.5)	1.060 (26.9)	.130 (3.3) .126 (3.2)	1.325 (33.7)	1.290 (32.8)	1.096 (27.8)	1.125-28 UN-2A