

- Resistor Values over four Decades
- Kelvin Connection
- Resistance Tolerances to $\pm 0.1\%$
- TCR to $\pm 15\text{ppm/K}$
- Load Stability to 0.1%

SPECIFICATIONS

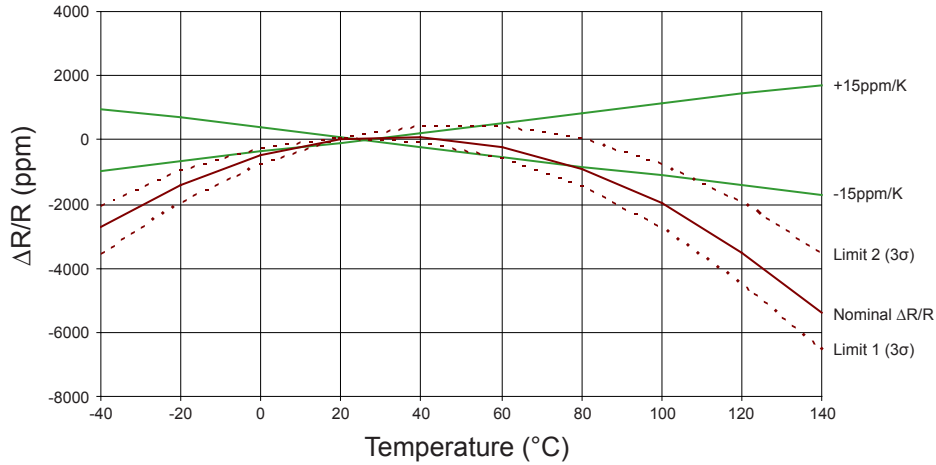
Type	FPN	FHN 5426 / 6819 FHN 6426 / 7819	FHN 8526
Resistance Range	0.010 to 90 Ohms		
Power rating free air 70°C with heatsink (depending on the quantity of the single resistors)	2 W	2 W 20 W	3 W 30 W
Tolerances	0.1% / 0.25% / 0.5% / 1%		
Stability	0.1% / 0.2% / 0.5% (depends on stress)		
Temperature Coefficient	$\pm 15\text{ppm/K}$ (20 to 60°C)		
Max. Current		25 A	
Voltage Proof		> 1 kVDC	
Insulation Resistance	> 10 GOhm		
Thermal EMF	< 0.1 $\mu\text{V/K}$		
Operating Temperature Range	-40 to 130°C		
Resistor Material	CuNiMn-Foil		
Substrate	anodized aluminium		
Housing	Epoxy / anodized aluminium		
Connector Material	Cu tinned		
Max. torque backplate	1 Nm		

Ordering Information

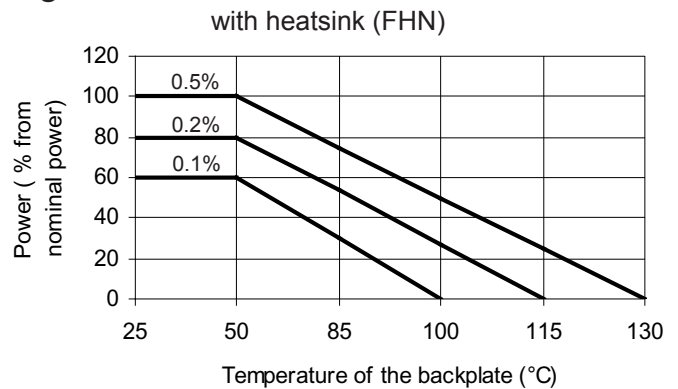
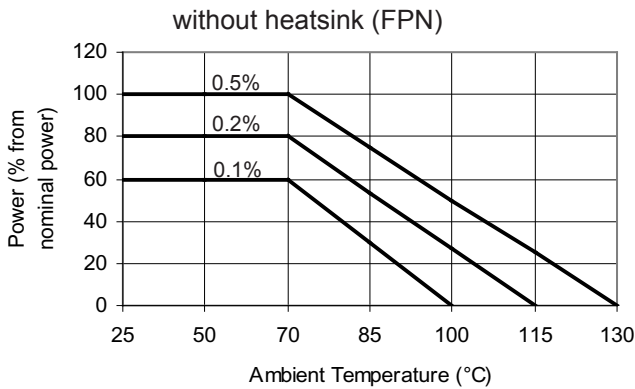
Part Number - Type - Tolerance - Resistance
 FHN 4-6426 C 0.5% 0.10-0.90-9.0-90 Ohms

SPECIFICATIONS (continued)

Temperature Coefficient



Derating

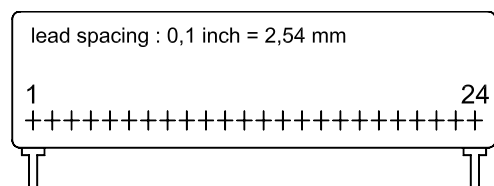


Part	Type	Resistance Value Combination
FPN 3-4916 / FHN 3-5426 / FHN 3-6819	A B C D E F G	0.01 - 0.09 - 0.90 Ohms 0.01 - 0.10 - 0.90 Ohms 0.09 - 0.90 - 90.0 Ohms 0.10 - 0.90 - 9.0 Ohms 0.90 - 9.0 - 90.0 Ohms 1.0 - 9.0 - 90.0 Ohms 0.10 - 0.90 - 9.0 Ohms
FPN 4-5716 / FHN 4-6426 / FHN 4-7819	B C D E	0.01 - 0.09 - 0.90 - 9.0 Ohms 0.10 - 0.90 - 9.0 - 90.0 Ohms 0.05 - 0.45 - 4.5 - 45.0 Ohms 0.025 - 0.075 - 0.150 - 0.250 Ohms
FHN 4-8526	B	0.01 - 0.09 - 0.90 - 9.0 Ohms
FPN 5-4818	A R	0.01 - 0.09 - 0.90 - 9.0 - 90.0 Ohms 0.033 - 0.067 - 0.90 - 9.0 - 90.0 Ohms
FHN 6-8526	K	0.025 - 0.075 - 0.15 - 0.75 - 1.5 - 7.5 Ohms
FPN 7-6516	A	0.025 - 0.075 - 0.15 - 0.25 - 0.50 - 1.5 - 2.5 Ohms

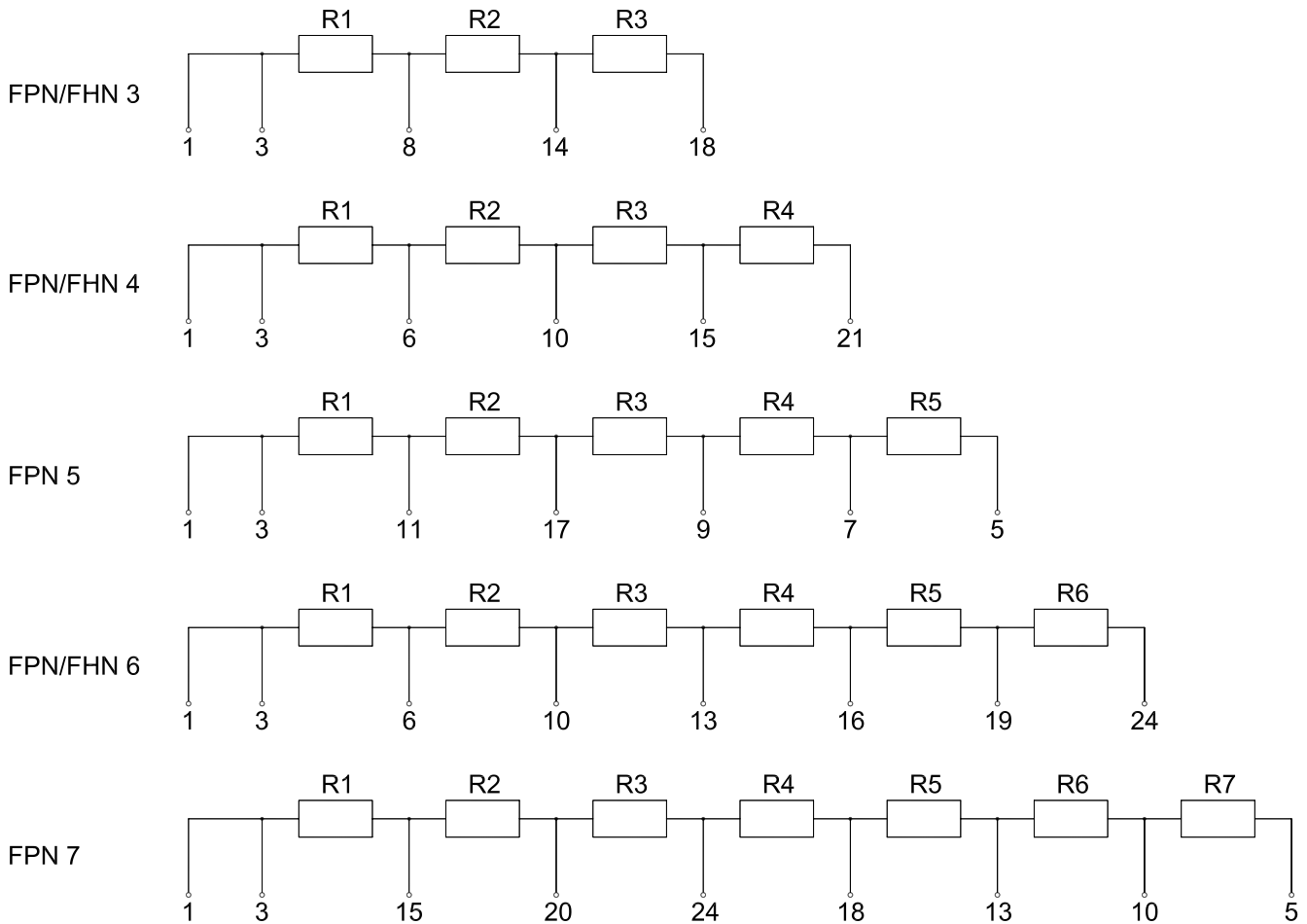
Pattern

The resistor networks can be configured upon request of the customer. The only restriction is the grid of 5.08mm between two contacts.

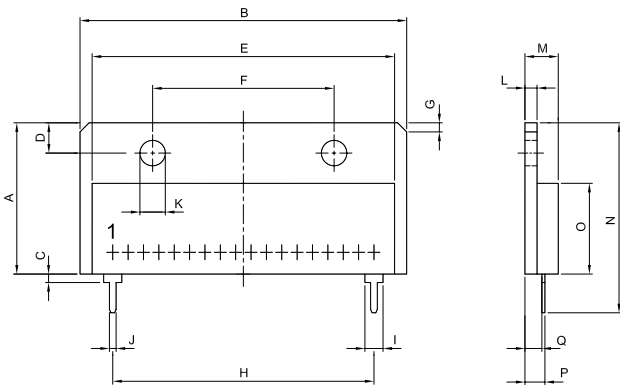
The point of the contact can be in a grid dimension of 2.54mm.



SPECIFICATIONS (continued)

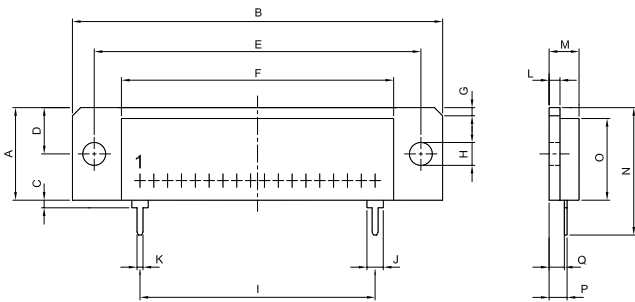


Dimensions

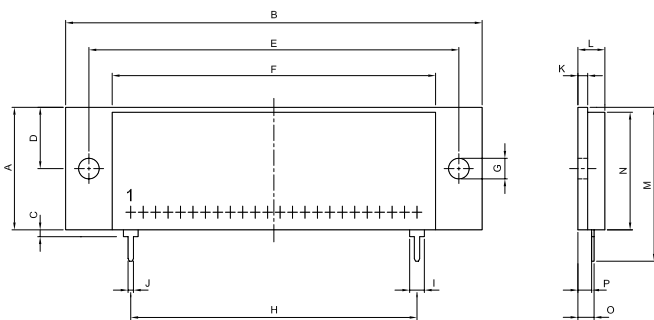


Dimension	FHN 3-5426 mm	FHN 4-6426 mm	tol. (±mm)	FHN 3-5426 inches	FHN 4-6426 inches	tol. (±inches)
A	25.00	25.00	0.2	0.98	0.98	0.008
B	54.00	64.00	0.3	2.13	2.52	0.012
C	1.40	1.40	0.4	0.06	0.06	0.016
D	5.00	5.00	0.1	0.20	0.20	0.004
E	50.00	60.00	0.3	1.97	2.36	0.012
F	30.00	35.00	0.2	1.18	1.38	0.008
G	1.5x45°	1.5x45°	0.1	0.6x45°	0.6x45°	0.004
H	43.18	50.80	0.3	1.70	2.00	0.012
I	3.00	3.00	0.1	0.12	0.12	0.004
J	1.10	1.10	0.1	0.04	0.04	0.004
K	4.20	4.20	0.1	0.17	0.17	0.004
L	2.00	2.00	0.1	0.08	0.08	0.004
M	max.5.5	max.5.5	0.2	max.0.22	max.0.22	0.008
N	31.40	31.40	0.3	1.24	1.24	0.012
O	15.00	15.00	0.2	0.59	0.59	0.008
P	3.30	3.30	0.1	0.13	0.13	0.004
Q	2.80	2.80	0.1	0.11	0.11	0.004

SPECIFICATIONS (continued)

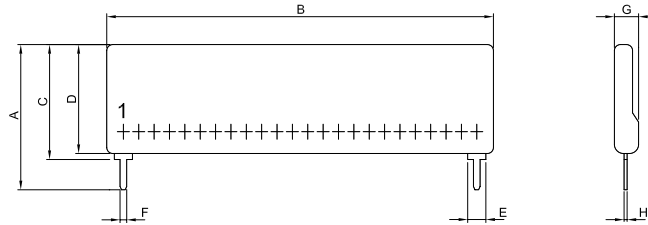


Dimension	FHN 3-6819 mm	FHN 4-7819 mm	tol. (±mm)	FHN 3-6819 inches	FHN 4-7819 inches	tol. (±inches)
A	17.00	25.00	0.2	0.67	0.98	0.008
B	68.00	64.00	0.3	2.68	2.52	0.012
C	1.40	1.40	0.4	0.06	0.06	0.016
D	8.50	5.00	0.2	0.33	0.20	0.008
E	60.00	60.00	0.3	2.36	2.36	0.012
F	50.00	35.00	0.2	1.97	1.38	0.008
G	1.5x45°	1.5x45°	0.1	0.6x45°	0.6x45°	0.004
H	4.20	50.80	0.1	0.17	2.00	0.004
I	43.18	3.00	0.3	1.70	0.12	0.012
J	3.00	1.10	0.1	0.12	0.04	0.004
K	1.10	4.20	0.1	0.04	0.17	0.004
L	2.00	2.00	0.1	0.08	0.08	0.004
M	max.5.5	max.5.5	0.2	max.0.22	max.0.22	0.008
N	23.40	31.40	0.2	0.92	1.24	0.008
O	15.00	15.00	0.2	0.59	0.59	0.008
P	3.30	3.30	0.1	0.13	0.13	0.004
Q	2.80	2.80	0.1	0.11	0.11	0.004



Dimension	FHN 4-8526 mm	FHN 6-8526 mm	tol. (±mm)	FHN 4-8526 inches	FHN 6-8526 inches	tol. (±inches)
A	25.00	25.00	0.2	0.98	0.98	0.008
B	85.00	85.00	0.3	3.35	3.35	0.012
C	1.00	1.00	0.2	0.04	0.04	0.008
D	12.50	12.50	0.2	0.49	0.49	0.008
E	75.50	75.50	0.3	2.97	2.97	0.012
F	66.00	66.00	0.3	2.60	2.60	0.012
G	4.20	4.20	0.1	0.17	0.17	0.004
H	50.80	58.42	0.3	2.00	2.30	0.012
I	3.00	3.00	0.1	0.12	0.12	0.004
J	1.10	1.10	0.1	0.04	0.04	0.004
K	2.00	2.00	0.1	0.08	0.08	0.004
L	max.5.5	max.5.5	0.2	max.0.22	max.0.22	0.008
M	31.00	31.00	0.3	1.22	1.22	0.012
N	24.00	24.00	0.2	0.94	0.94	0.008
O	3.30	3.30	0.1	0.13	0.13	0.004
P	2.80	2.80	0.1	0.11	0.11	0.004

SPECIFICATIONS (continued)



Dimension	FPN 3-4916 mm	FPN 4-5716 mm	FPN 5-4818 mm	FPN 7-6516 mm	tol. (±mm)	FPN 3-4916 inches	FPN 4-5716 inches	FPN 5-4818 inches	FPN 7-6516 inches	tol. (±inches)
A	21.50	21.50	23.50	21.50	0.2	0.85	0.85	0.93	0.85	0.008
B	49.00	57.00	48.00	65.00	0.3	1.93	2.24	1.89	2.56	0.012
C	16.50	16.50	18.50	16.50	0.2	0.65	0.65	0.73	0.65	0.008
D	15.50	15.50	17.50	15.50	0.2	0.61	0.61	0.69	0.61	0.008
E	3.00	3.00	3.00	3.00	0.1	0.12	0.12	0.12	0.12	0.004
F	1.10	1.10	1.10	1.10	0.1	0.04	0.04	0.04	0.04	0.004
G	4.30	4.30	4.30	4.30	0.2	0.17	0.17	0.17	0.17	0.008
H	0.50	0.50	0.50	0.50	0.1	0.02	0.02	0.02	0.02	0.004