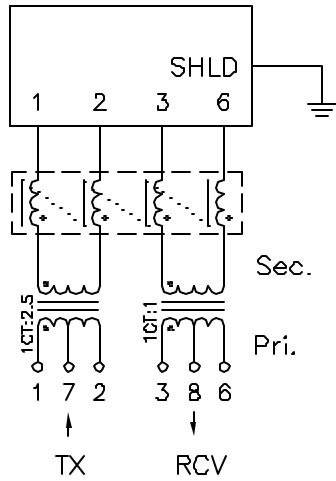


Schematic:



Electrical Specification: @25°

- Isolation: 1500 Vrms 0.5mA 2Sec (Pri to Sec)
- Isolation: 500 Vrms 0.5mA 2sec (TX to RCV)
- Turns Ratio: 1CT:2.5±2% (TX) 1CT:1±2% (RCV)
- PRI OCL: 200uH Min @100KHz 50mV (TX&RCV)
- Cw/w: 25pF Maximum @100KHz 50mV
- PRI LL: 0.40uH Maximum @100KHz 50mV (SEC Shorted)
- PRI DCR: 0.350 Ohms Maximum
- CMR CHOKE OCL: 18uH Typical @100KHz 50mV

Notes:

1. Solderability: Leads shall meet MIL-STD-202G, Method 208H for solderability.
2. Flammability: UL94V-0
3. ASTM oxygen index: > 28%
4. Insulation System: Class F 155°C, UL file E151556
5. Operating Temperature Range: All listed parameters are to be within tolerance from -40°C to +85°C
6. Storage Temperature Range: -55°C to +125°C
7. Aqueous wash compatible
8. Electrical and mechanical specifications 100% tested
9. RoHS Compliant Component

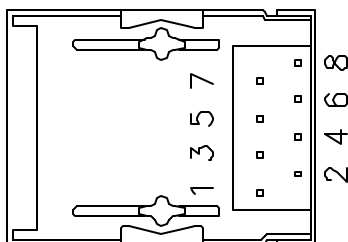
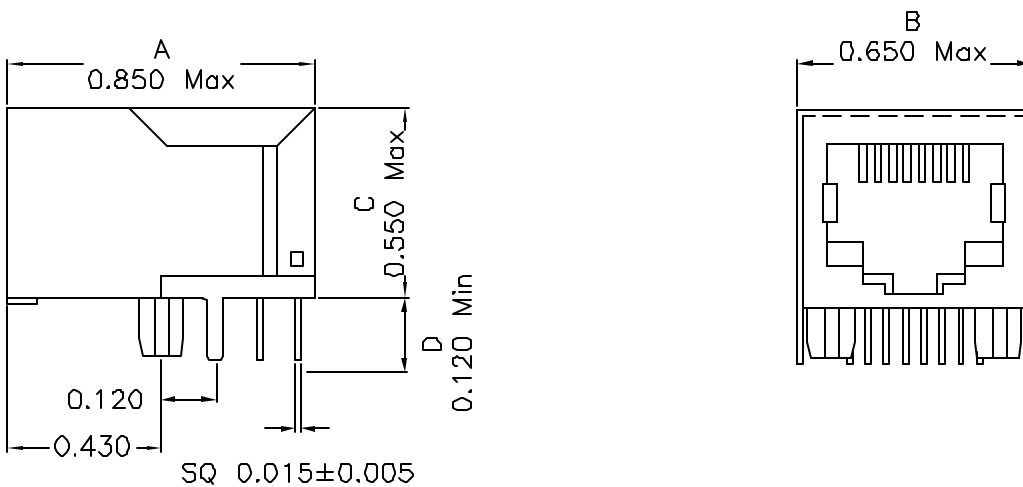
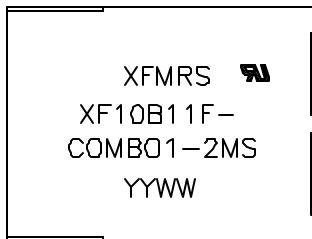
DOC REV: A/2

PROPRIETARY:

Document is the property of XFMRS Group & is not allowed to be duplicated without authorization.

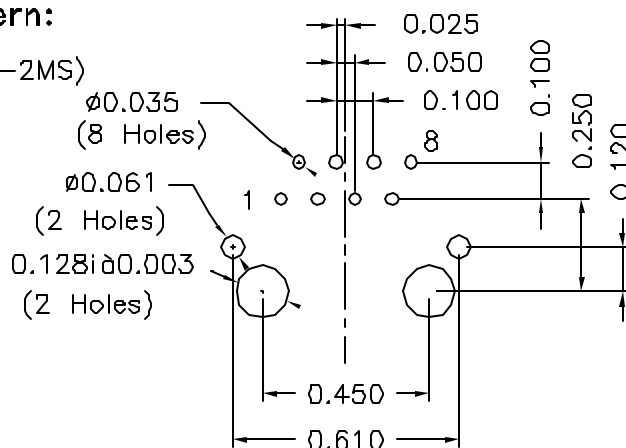
XFMRS Inc. www.XFMRS.com		Title: SINGLE PORT COMBO		
UNLESS OTHERWISE SPECIFIED		P/N: XF10B11F-COMB01-2MS	REV. A	
TOLERANCES: .xxx ±0.010		DWN.	罗振江	Jul-24-06
Dimensions in Inch		CHK.	廖玉坤	Jul-24-06
SHEET 1 OF 2		APP.	MS	Jul-24-06

Mechanical Dimensions:



Mounting Pattern:

(FOR COMBO1-2MS)
(COMP SIDE)



DOC. REV. A/2

PROPRIETARY:

Document is the property of XFMRS Group & is not allowed to be duplicated without authorization.

XFMRS Inc. www.XFMRS.com		Title: Mechanical Dimensions For COMBO1-2MS Series	
UNLESS OTHERWISE SPECIFIED TOLERANCES: .xxx ±0.010 Dimensions in Inch	P/N: XF10B11F-COMBO1-2MS	REV. A	
	DWN.	李小锋	Jul-24-06
	CHK.	廖玉坤	Jul-24-06
SHEET 2 OF 2	APP.	MS	Jul-24-06