



TAI-SAW TECHNOLOGY CO., LTD.

No. 3, Industrial 2nd Rd., Ping-Chen Industrial District,
Taoyuan, 324, Taiwan, R.O.C.

TEL: 886-3-4690038 FAX: 886-3-4697532
E-mail: tstsales@mail.taisaw.com Web: www.taisaw.com

Approval Sheet For Product Specification

Issued Date:

Product Name: SAW Filter 479.5MHz TO-39

TST Parts No.: TE0103A

Customer Parts No.: _____

Company: _____
Division: _____
Approved by : _____
Date: _____

Checked by: Jacky Huang

Approval by: Francis Chen

Date: 2003/11/11



TAI-SAW TECHNOLOGY CO., LTD.

No. 3, Industrial 2nd Rd., Ping-Chen Industrial District,
Taoyuan, 324, Taiwan, R.O.C.

TEL: 886-3-4690038 FAX: 886-3-4697532

E-mail: tstsales@mail.taisaw.com Web: www.taisaw.com

Two-channel SAW Filter 479.5MHz for Satellite Receiver

MODEL NO.: TE0103A

REV. NO.:1

A. MAXIMUM RATING:

- 1.AC Voltage Vac: 5V
- 2.Operating Temperature: -25°C to 85°C
- 3.Storage Temperature: -40°C to 85°C



B. ELECTRICAL CHARACTERISTICS OF CHANNEL 1:

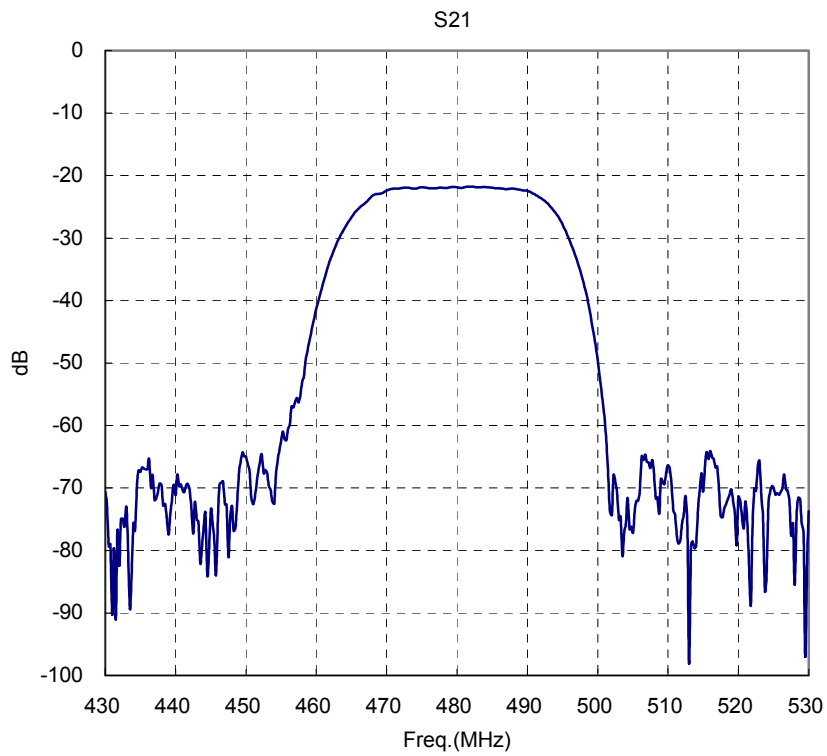
Item	Unit	Min.	Type.	Max.
Center frequency, Fc	MHz	-	479.5	-
Insertion Loss, IL at Fc	dB	-	21.8	23.5
Passband width, BW3	MHz	26	27	28
Amplitude Ripple in Fc±8.5MHz	dB	-	0.6	1.0
Group delay ripple in Fc±13.5MHz	nS	-	18	28
Attenuation:(Reference level from IL)				
Fc -13.5MHz	dB	-	3.2	4.5
Fc +13.5MHz	dB	-	2.4	4.5
Fc -50 to -27.5MHz	dB	36	43	-
Fc +27.5 to +50MHz	dB	34	42	-
Temperature coefficient of frequency	ppm/c	-	-86	-

C. ELECTRICAL CHARACTERISTICS OF CHANNEL 2:

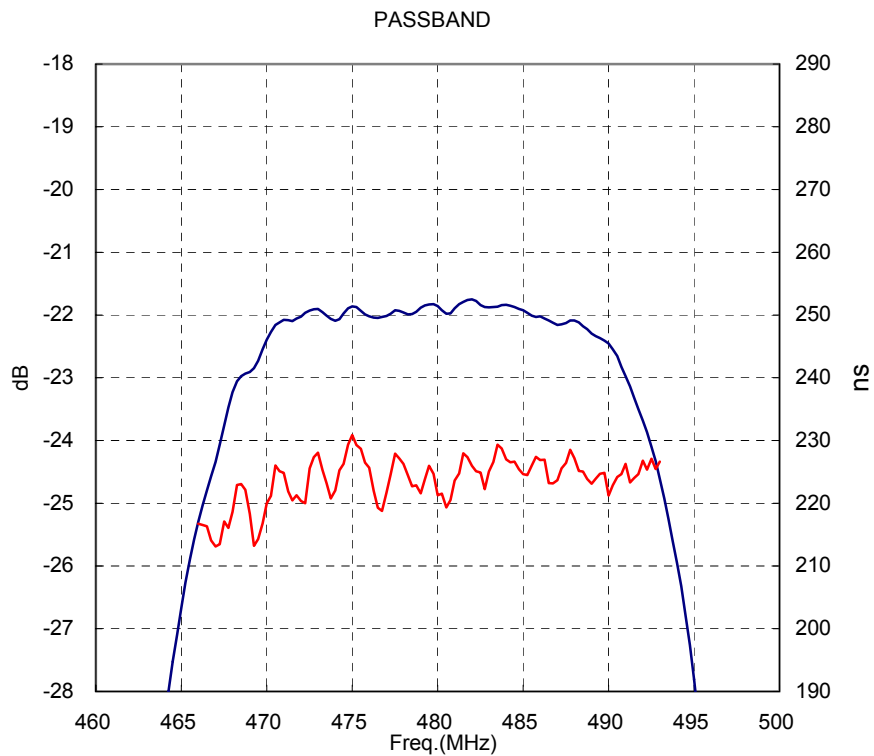
Item	Unit	Min.	Type.	Max.
Center frequency, Fc	MHz	-	479.5	-
Insertion Loss, IL at Fc	dB	-	21.4	23
Passband width, BW3	MHz	17	18	19
Amplitude Ripple in Fc±3.5MHz	dB	-	0.4	0.8
Group delay ripple in Fc±9MHz	nS	-	12	22
Attenuation:(Reference level from IL)				
Fc -9MHz	dB	-	3.5	4.5
Fc +9MHz	dB	-	2.5	4.5
Fc -50 to -22MHz	dB	36	44	-
Fc +21 to +50MHz	dB	34	42	-
Temperature coefficient of frequency	ppm/c	-	-86	-

D.FREQUENCY CHRACTERISTICS OF CHANNEL 1:

(1) Frequency Response:

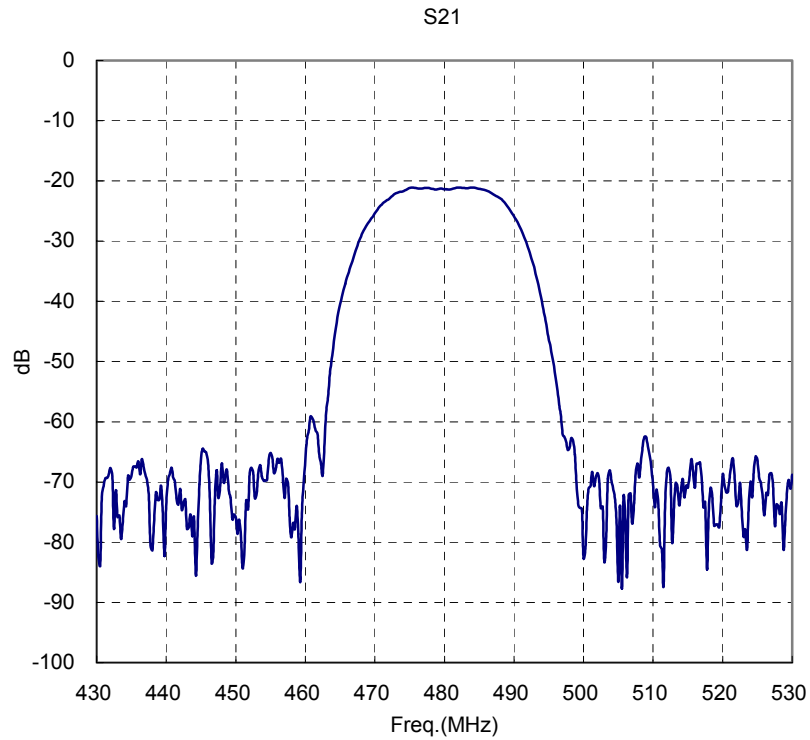


(2)Amplitude ripple & Group Delay:

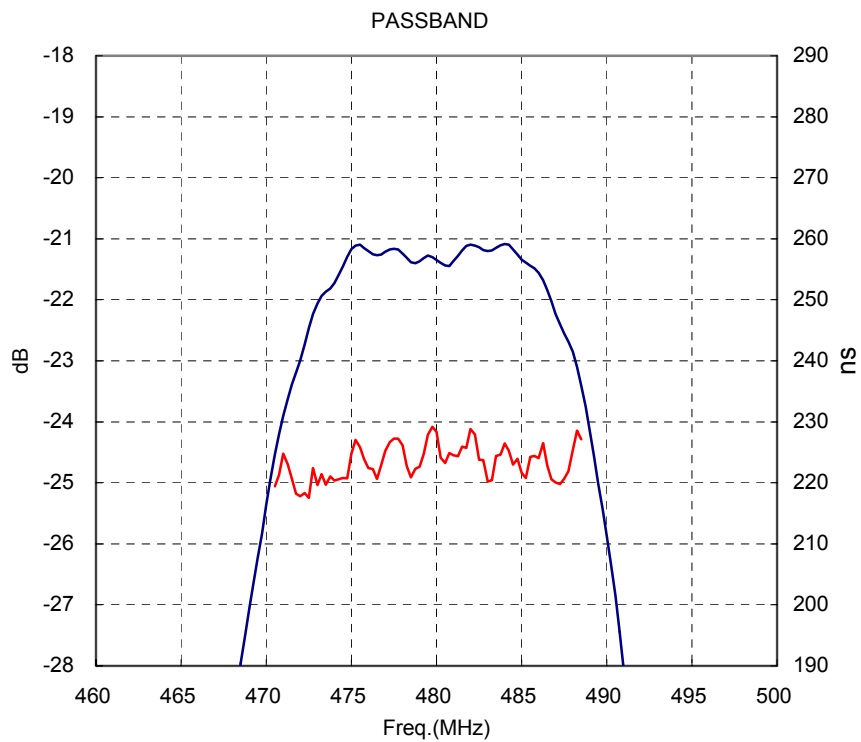


E. FREQUENCY CHARACTERISTICS OF CHANNEL 2:

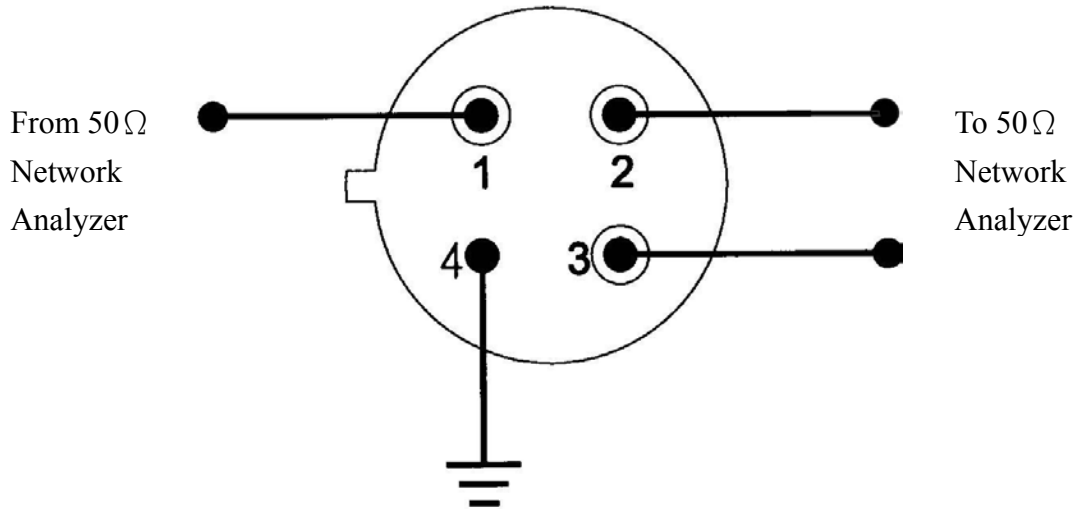
(1) Frequency Response:



(2) Amplitude ripple & Group Delay:



F. MEASUREMENT CIRCUIT:



G. OUTLINE DRAWING:

