

M12 Sized & Sealed Circular Connectors

CM04T Series(Overmolded Cable Assembly)



Conforming Standard
NECA 4202

Waterproof
IP 67


Size
M12

Lock Type
Threaded Coupling



◆ OUTLINE

CM04T series is a overmolded cable assembly with a connector developed for the connection of various sensor devices. The number of contacts is eight (8). The mating screw is M12 and the connector is small- sized design. Our products will be suitable for a wide range of other electrical and electronic applications as well. CM04T can be used in harsh environmental conditions, having IP67 rated for protection against moisture, oil and dust.



◆ APPLICATIONS

- Various kinds of industrial devices (sensors, actuators)
- Measurement equipment, medical equipment, telecommunication equipment, OA equipment, FA equipment, and other electrical and electronics equipment

◆ FEATURES

- UL94V-0 insulator flammability rating
- Small size & high density : 8 positions/M12 size
- Overmold style cable assembly

◆ SPECIFICATIONS

Rated Current	1.5A /contact
Rated Voltage	30V AC(r.m.s.) / 36V DC
Dielectric Withstanding Voltage	1,000V AC(r.m.s.) for 1 minute
Insulation Resistance	100M Ω min. at 250V DC
Operating Temperature Range	-40°C to +85°C
Waterproof	IP67 when mated
Number of Contacts	8 (size : AWG 22)
Cable for plug & jack cable assembly	Shielded cable with 7conductors, AWG22
Wire for plug receptacle wire assembly	UL1007, 0.3mm ²

◆ MATERIALS/FINISH

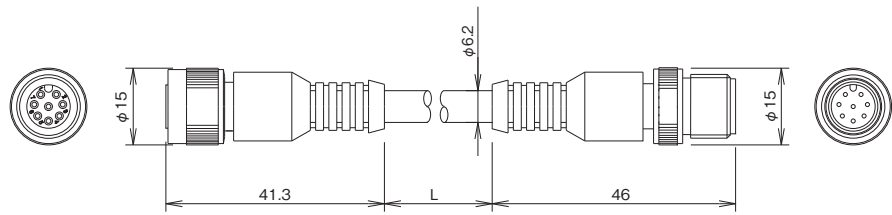


Item	Plug	Jack	Plug Receptacle
Insulator	Plastic(UL94V-0) / Black		
Contact	Copper Alloy / Gold Plating		
Coupling ring	Zinc Alloy / Nickel Plating		
Shell			Zinc Alloy / Nickel Plating
Nut			Zinc Alloy / Nickel Plating
O-ring	Synthetic rubber / Black		Synthetic rubber / Black

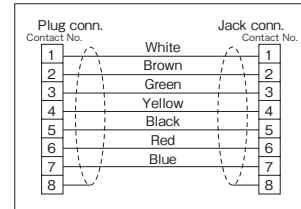
© Specifications and/or dimensions in this catalog are subject to change without notice.
Your checking the latest specifications with our drawings would be highly appreciated.

▶ Plug and Jack Double-Ended Cable Assemblies

• Double-ended cable assembly of a plug connector with socket contacts and a jack connector with pin contacts



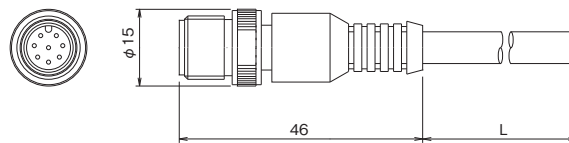
P/N	L
CM04TA-8DP8S-010	1m
CM04TA-8DP8S-030	3m
CM04TA-8DP8S-050	5m



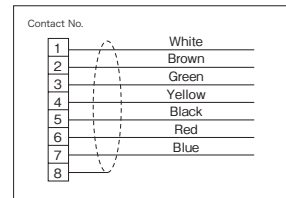
Wiring Diagram

▶ Jack Single-Ended Cable Assemblies

• Single-ended cable assembly of a jack connector with pin contacts



P/N	L
CM04T-8DJ8P-0054	540

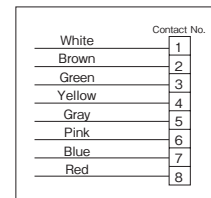
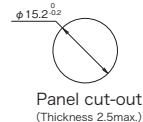
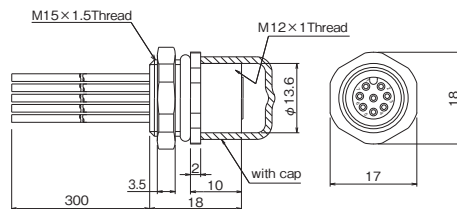


Wiring Diagram

▶ Plug Single-Ended Receptacle Assemblies

• Cable Receptacle with socket contacts

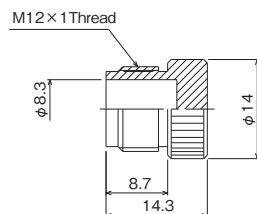
P/N
CM04T-8DPR8S-H



Wiring Diagram

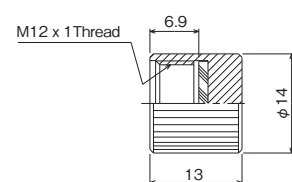
▶ Plug Cap (Metal)

P/N
CM01-P-CAP-CF



▶ Receptacle Cap (Metal)

P/N
CM01-R-CAP-CF



▶ Receptacle Cap (PVC)

P/N
CM01-CAP

