

PRELIMINARY

WiMAX 2.3 - 2.7 GHz Chip Antenna

P/N 2500AT44M0400

Detail Specification: 11/09/06

Page 1 of 3


General Specifications

Part Number	2500AT44M0400
Freq. Range (GHz)	2300 - 2700
Peak Gain (XZ-V)	2.5 dBi typ.
Average Gain (XZ-V)	0.5 dBi typ.
Return Loss	9.5 dB min.

Input Power	3W max.
Impedance	50 Ω
Operating Temp.	-40 to +85°C
Reel Quantity	1,000

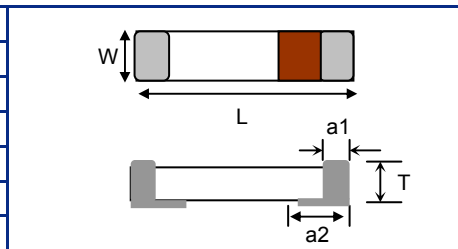
P/N Suffix	Packaging Style	Bulk	Suffix = S	Eg. 2500AT44M0400S
		T & R		Suffix = E
Termination Style	100% Tin		Suffix = None	Eg. 2500AT44M0400(E or S)
	Tin / Lead		Suffix = /Pb	Eg. 2500AT44M0400(E or S)/Pb

Terminal Configuration	
No.	Function
1	Feeding Point
2	NC



Mechanical Dimensions

	In	mm
L	0.315 ± 0.008	8.00 ± 0.20
W	0.039 ± 0.008	1.00 ± 0.20
T	0.039 ± 0.008	1.00 ± 0.20
a	0.020 ± 0.008	0.50 ± 0.20
b	0.039 ± 0.008	1.00 ± 0.20



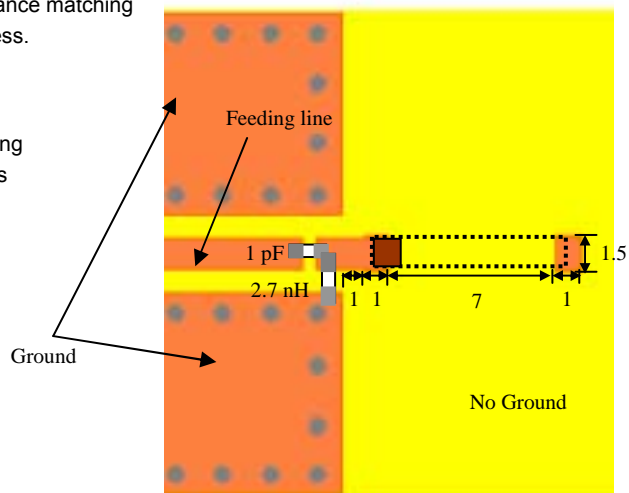
Mounting Considerations

Mount these devices with white mark facing up. Units: mm

* Line width should be designed to provide 50 Ω impedance matching characteristics, depending on PCB material and thickness.

Part numbers for Matching circuit:
Cap (1pF) - 501R07S0R1BV4T
Inductor (2.7nH) - L-07C2N7SV6T

With Matching Circuits



(Matching circuit and component values will be different, depending on PCB layout)

Johanson Technology, Inc. reserves the right to make design changes without notice.

All sales are subject to Johanson Technology, Inc. terms and conditions.



www.johansontechnology.com

931 Via Alondra • Camarillo, CA 93012 • TEL 805.389.1166 FAX 805.389.1821

2003 Johanson Technology, Inc. All Rights Reserved

High Frequency Ceramic Solutions

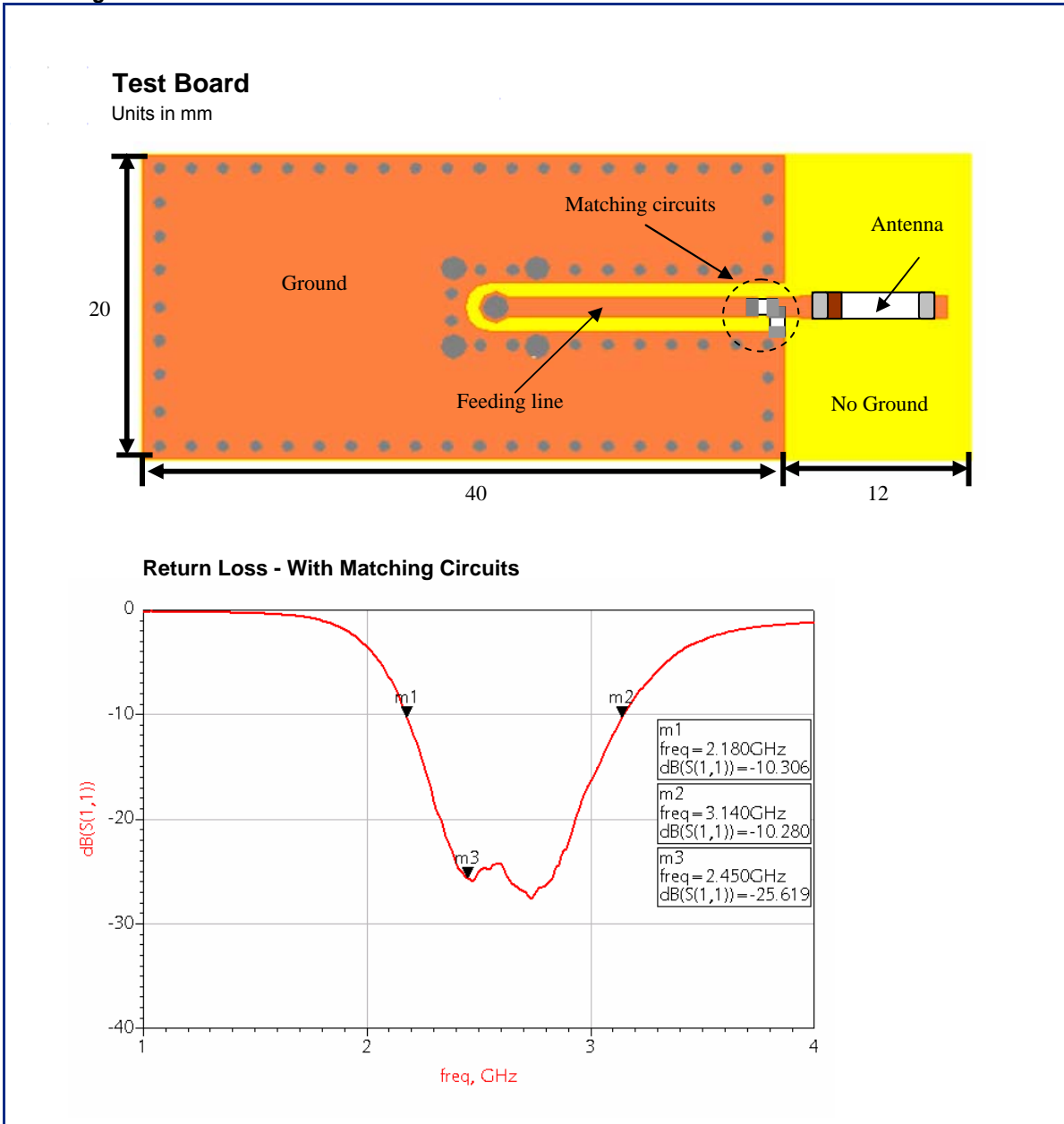
WiMAX 2.3 - 2.7 GHz Chip Antenna

P/N 2500AT44M0400

Detail Specification: 11/09/06

Page 2 of 3

Mounting Considerations



Johanson Technology, Inc. reserves the right to make design changes without notice.
All sales are subject to Johanson Technology, Inc. terms and conditions.



www.johansontechnology.com

931 Via Alondra • Camarillo, CA 93012 • TEL 805.389.1166 FAX 805.389.1821

2003 Johanson Technology, Inc. All Rights Reserved

High Frequency Ceramic Solutions

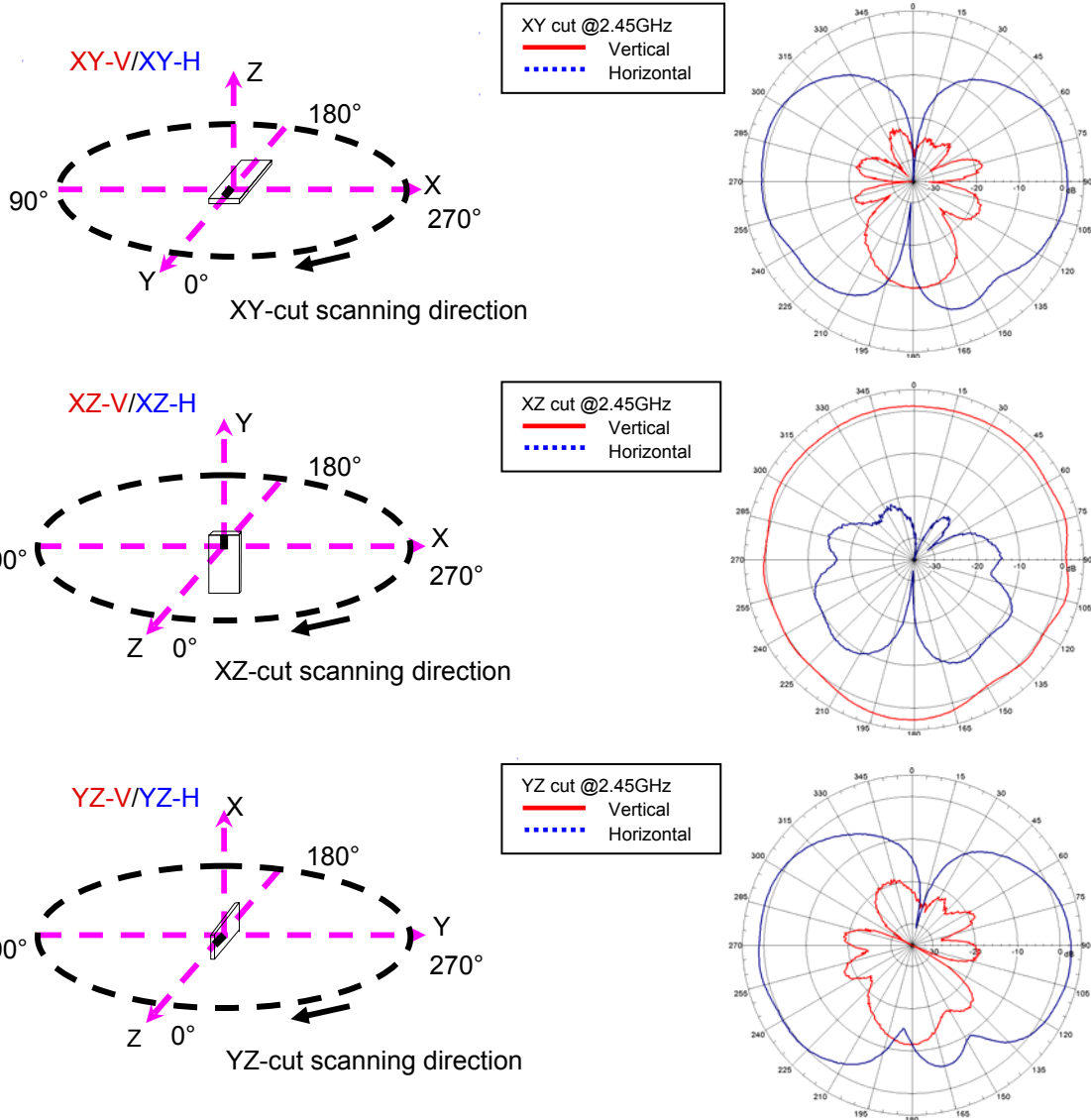
WiMAX 2.3 - 2.7 GHz Chip Antenna

P/N 2500AT44M0400

Detail Specification: 11/09/06

Page 3 of 3

Ant1 Radiation Patterns



Johanson Technology, Inc. reserves the right to make design changes without notice.
 All sales are subject to Johanson Technology, Inc. terms and conditions.



www.johansontechnology.com

931 Via Alondra • Camarillo, CA 93012 • TEL 805.389.1166 FAX 805.389.1821

2003 Johanson Technology, Inc. All Rights Reserved