


ISDN U Interface Transformers

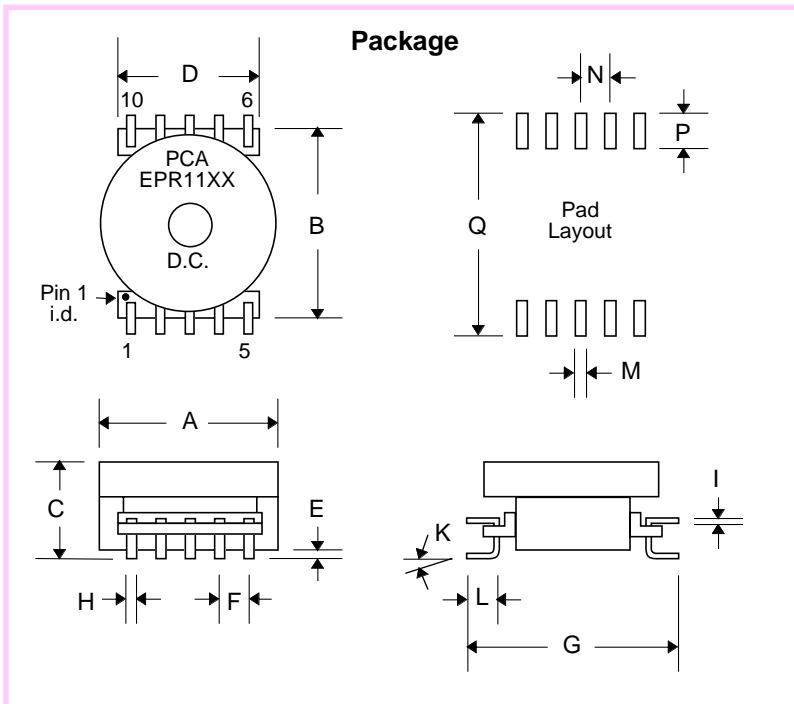
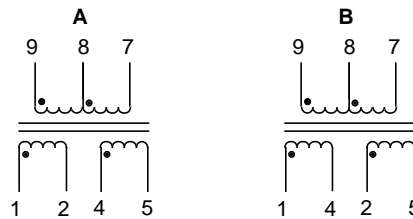


- Optimized for Leading Transceiver I.C.'s •
- Meets or exceeds UL1459 & IEC950 Standards •
 - 2500 Vrms Isolation •
- See Selection Guide for I.C. Cross Reference •
 - *Also available in 8 Pin Package •

Electrical Parameters @ 25° C

Part Number	Turns Ratio	OCL (mH Min.)	IDC (mA Max.)	Pri. DCR (Ω Max.)	Sec. DCR (Ω Max.)	Line Side Pins	Schematic
EPR1126	1.:25:1	26.5-30.0	80	12.5	7	1, 5	A
EPR1128	1.50:1	25.6-28.4	60	20	3	1, 5	B
EPR1129	1.50:1	14.2-15.8	60	16	2.5	1, 5	B

Schematic



Dimensions

Dim.	(Inches)			(millimeters)		
	Min.	Max.	Nom.	Min.	Max.	Nom.
A	---	.950	---	---	24.13	---
B	.890	.910	.900	22.61	23.11	22.86
C	---	.500	---	---	12.70	---
D	.740	.760	.750	18.80	19.30	19.05
E	.019	.059	.039	.483	1.50	.991
F	.145	.155	.150	3.68	3.94	3.81
G	1.055	1.075	1.065	25.15	27.30	27.05
H	---	---	.038	---	---	.970
I	---	---	.015	---	---	.381
K	0°	8°	---	0°	8°	---
L	---	---	.140	---	---	3.56
M	---	---	.070	---	---	1.78
N	---	---	.150	---	---	3.81
P	---	---	.190	---	---	4.83
Q	---	---	1.105	---	---	28.07