

Specifications

Voltage Rating: 150V AC
 Current Rating: 1.0A
 Operating Temperature Range: -40°C to +105°C
 Withstanding Voltage: 500V for 1 minute
 Insulation Resistance: 1,000MΩ min. at 500V DC


Materials and Finish

Housing: PBT, UL 94V-0 listed
 Terminals: Phosphor Bronze
 Contact Plating: Tin plated



Features

⇒ Pin count from 8 to 60



Part Number (Details)

ZP1 - ** - T

Series No.

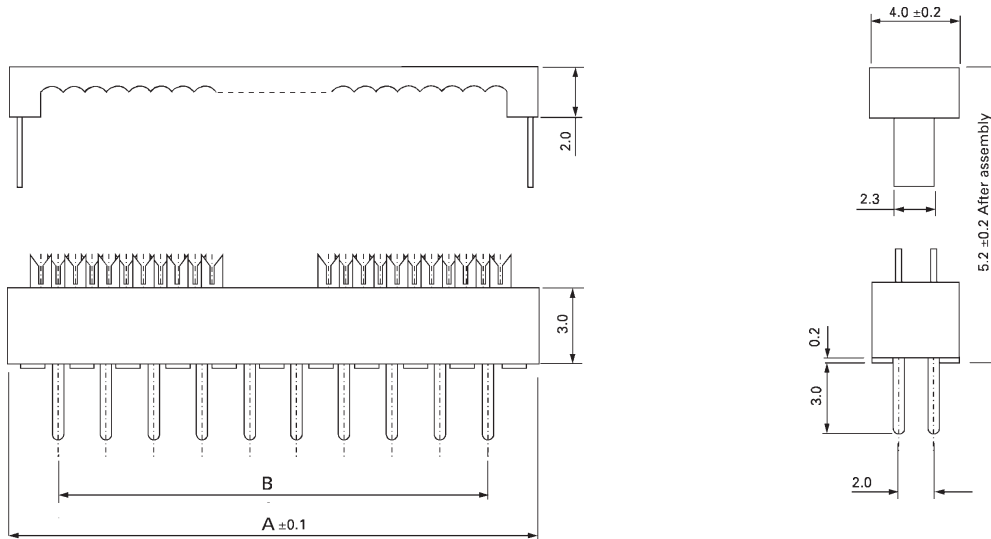
No. of Contact Pins
(10 to 50)

Plating:
T = Tin

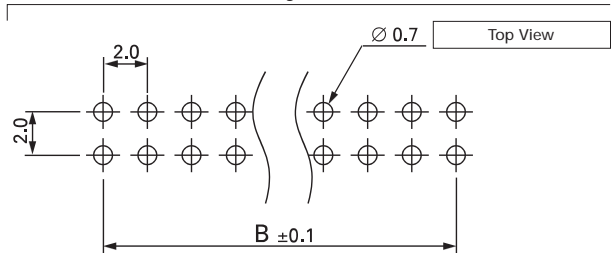
Applicable Cables

AWG 28 stranded wire, 1.00mm pitch
(e.g. DK**-1.0*)

Outline Connector Dimensions



Recommended PCB Layout



Dimensional Information

Part Number	Dim. A	Dim. B	Part Number	Dim. A	Dim. B
ZP1-08-T	12.16	8.0	ZP1-30-T	34.16	28.0
ZP1-10-T	14.16	8.0	ZP1-32-T	36.16	30.0
ZP1-12-T	16.16	10.0	ZP1-34-T	38.16	32.0
ZP1-14-T	18.16	12.0	ZP1-36-T	40.16	34.0
ZP1-16-T	20.16	14.0	ZP1-40-T	44.16	38.0
ZP1-18-T	22.16	16.0	ZP1-44-T	48.16	42.0
ZP1-20-T	24.16	18.0	ZP1-50-T	54.16	48.0
ZP1-22-T	26.16	20.0	ZP1-54-T	58.16	52.0
ZP1-24-T	28.16	22.0	ZP1-56-T	60.16	54.0
ZP1-26-T	30.16	24.0	ZP1-60-T	64.16	58.0
ZP1-28-T	32.16	26.0			