

# KR Electronics

## General Description

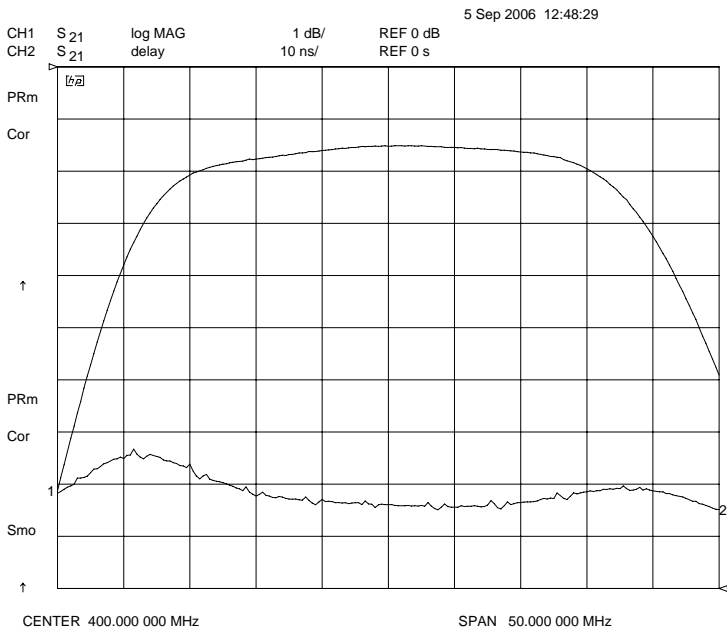
KR 2732 is a 400 MHz bandpass filter. The filter has a 45 MHz 3 dB bandwidth and is designed for 50  $\Omega$  source and load impedance. Other passband frequencies, bandwidths and impedances are available. Please consult the factory.

## Features

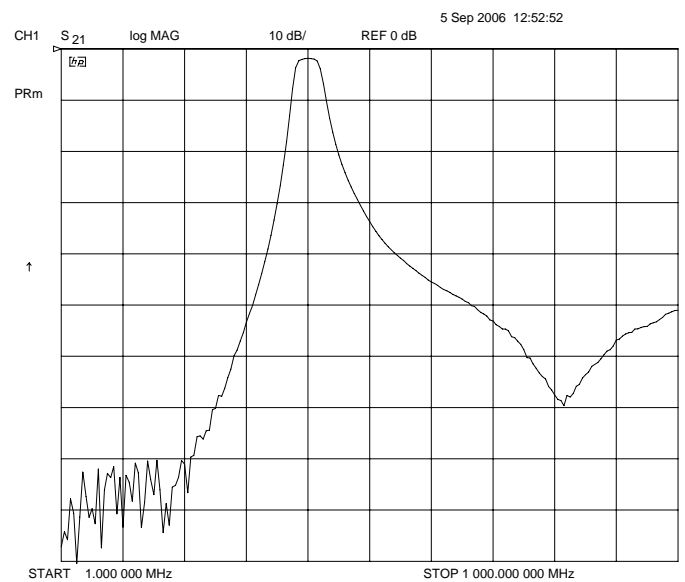
- 400 MHz Bandpass
- 50  $\Omega$
- DIP Package

## Typical Performance

### Passband Amplitude & Group Delay (1 dB/div & 10 nsec/div)



### Overall Response (10 dB/div)



KR Electronics, Inc.  
91 Avenel Street  
Avenel, NJ 07001

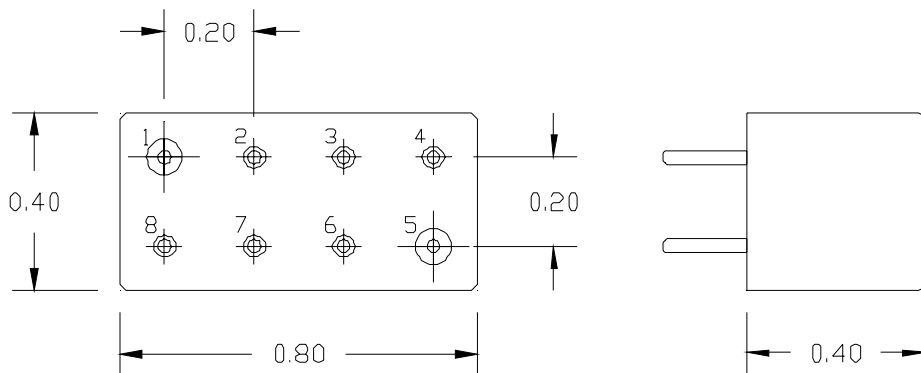
Web www.krfilters.com  
Email sales@krfilters.com  
Phone (732) 636-1900  
Fax (732) 636-1982

# KR 2732

## Specifications

Parameter	Specification
Filter type	Bandpass
Center Frequency	400 MHz
Insertion Loss	< 3 dB ( 1.5 dB typical)
3 dB Bandwidth	45 ± 5 MHz
40 dB Bandwidth	230 MHz typical
Source & Load	50 Ω

## Physical Dimensions



Metal Case  
 Pin 1 is Input Pin 5 is Output  
 All other Pins are Ground  
 All leads .030" diameter  
 Dimensions inches