

FMX-10D



Ultra fast Plastic Power Rectifiers

VOLTAGE: 200V

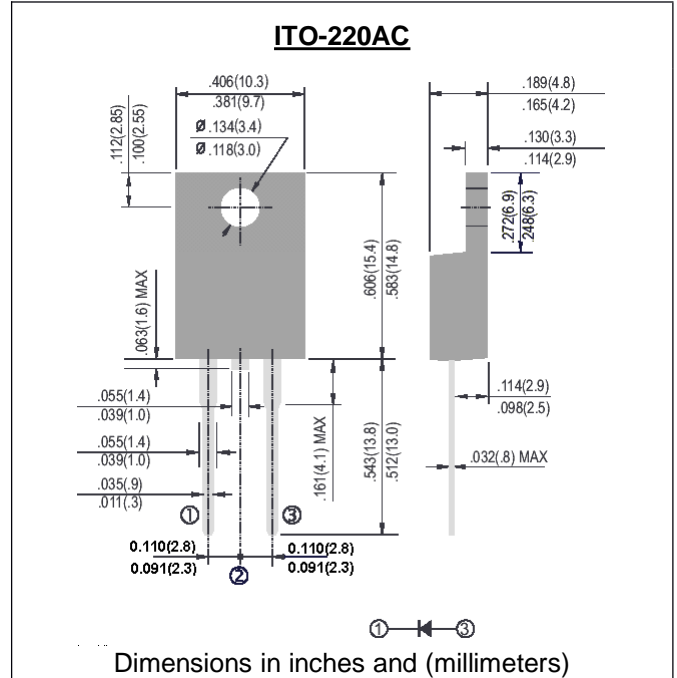
CURRENT: 10.0A

FEATURE

- Plastic package has Underwriters Laboratories Flammability Classification 94V-0
- Ideally suited for use in very high frequency switching power supplies, inverters and as free wheeling diodes
- Ultra fast recovery time for high efficiency
- Excellent high temperature switching
- Glass passivated junction
- High voltage and high reliability
- High speed switching
- Low forward voltage

MECHANICAL DATA

- Case: JEDEC ITO-220 molded plastic body over passivated chip
- Terminals: Plated axial leads, solderable per MIL-STD-750, Method 2026
- Polarity: Color band denotes cathode end
- Mounting Position: Any



MAXIMUM RATINGS AND ELECTRICAL CHARACTERISTICS

(single-phase, half-wave, 60HZ, resistive or inductive load rating at 25°C, unless otherwise stated)

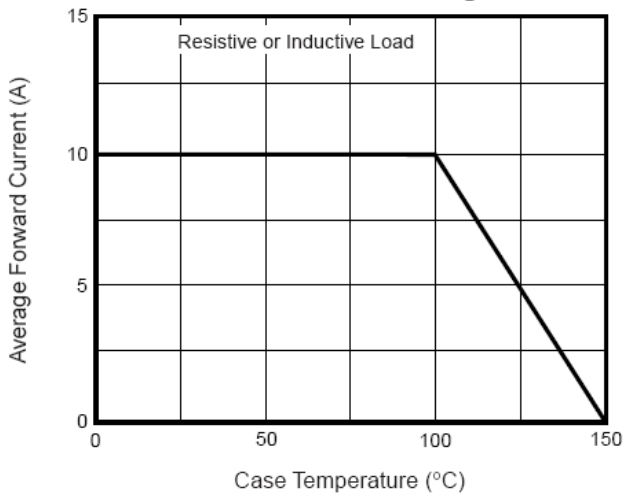
	SYMBOL	FMX-10D	units
Maximum Recurrent Peak Reverse Voltage	V _{rrm}	200	V
Maximum RMS Voltage	V _{rms}	140	V
Maximum DC blocking Voltage	V _{dc}	200	V
Maximum Average Forward Rectified at T _c = 100°C	I _{f(av)}	10.0	A
Peak Forward Surge Current 8.3ms single half sine-wave superimposed on rated load	I _{fsm}	180	A
Maximum Forward Voltage at Forward Current and 25°C at 10A	V _f	0.98	V
Maximum Reverse Recovery Time (Note 1)	T _{rr}	20	nS
Maximum DC Reverse Current T _a = 25°C at rated DC blocking voltage T _a = 125°C	I _r	10 100	μA
Typical thermal resistance junction to case	R _{th(jc)}	5.0	°C/W
Storage and Operating Temperature Range	T _{stg} , T _j	-55 to +150	°C

Note:

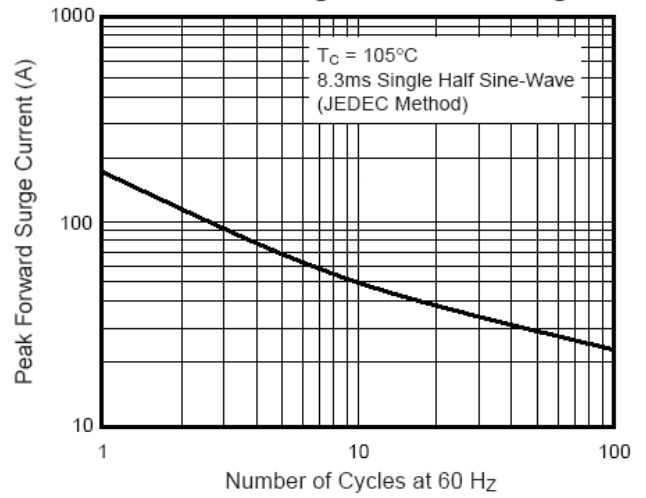
- Reverse Recovery Condition I_f = 0.5A, I_r = 1.0A, I_{rr} = 0.25A

RATINGS AND CHARACTERISTIC CURVES FMX-10D

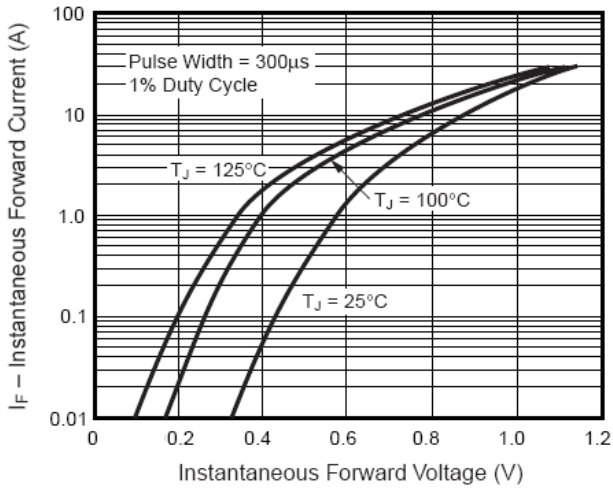
Forward Current Derating Curve



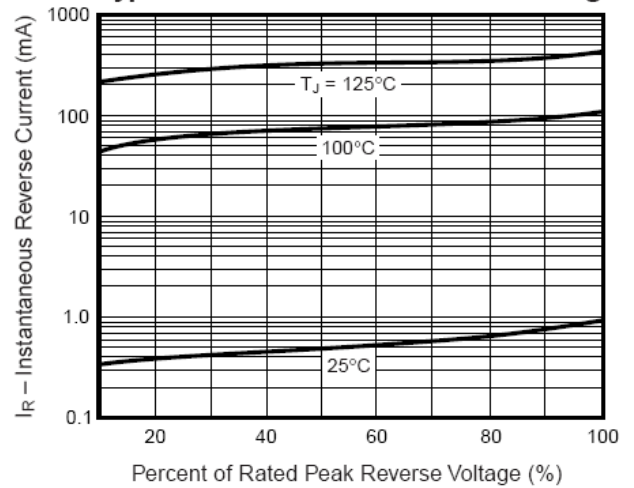
Maximum Non-Repetitive Peak Forward Surge Current Per Leg



Typical Instantaneous Forward Characteristics Per Leg



Typical Reverse Characteristics Per Leg



Typical Junction Capacitance Per Leg

