


Specifications

Insulation Resistance: 3,000MΩ min.
 Withstanding Voltage: 1,000V AC
 Contact Resistance: 15mΩ max.
 Current Rating: 3A
 Operating Temp. Range: -55°C to +105°C
 Soldering Temp.: 230°C / 3 sec.
 Operating Voltage: 250V AC max.

Materials and Finish

Shell: Steel, Tin plated
 Insulator: Thermal Plastic, UL94V-0
 Contacts: Male, Copper Alloy
 Female, Brass
 Plating: Selective Gold

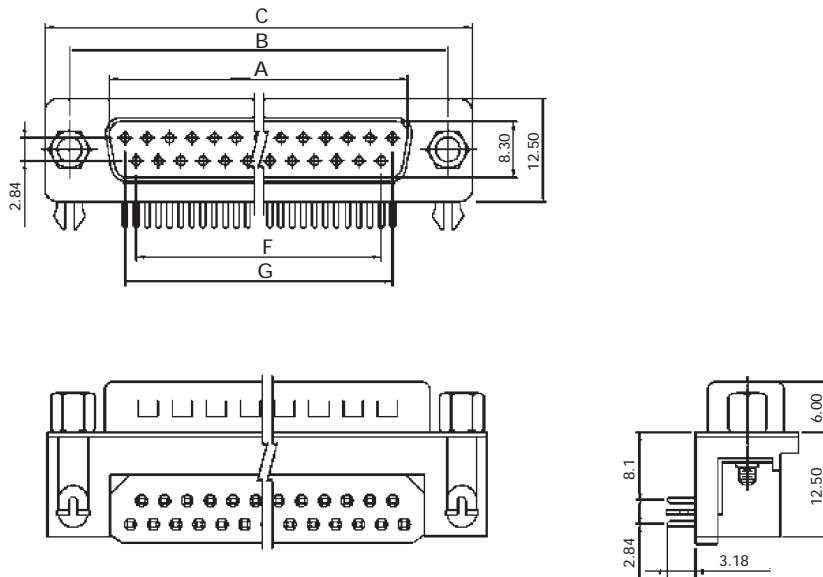


Part Number (Details)

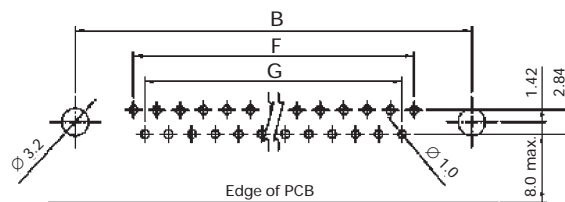
D **RF - 25 * 1 1 - ZN**

- Series
- Terminal Version:
RF = Right Angle Filtered
- No. of Contacts Pins
S = Female P = Male
- PCB Assembly:
1 = Snap-in
- Connection Assembly Option:
1 = Fixed Female Screw Lock, 4-40
- Mating Face Contact Plating:
ZN = Selective Gold Plating

Outline Connector Dimensions (Male and Female)



Recommended PCB Layout



Top View

Part Number	No. of Contacts	A	B	C	D	E	F
DRF-09*11-ZN	9	30.81	24.99	16.92	16.33	8.31	11.08
DRF-15*11-ZN	15	39.14	33.32	25.25	24.66	16.62	19.39
DRF-25*11-ZN	25	53.04	47.04	38.96	38.38	30.47	33.21
DRF-37*11-ZN	37	69.32	63.50	55.42	54.84	47.09	49.86