


PCM-9381

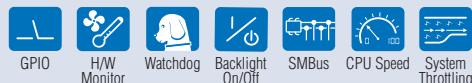
3.5" SBC with Intel® Pentium® M, VGA, LVDS, DVI, LAN, USB



Features

- Embedded Intel® Pentium® M/Celeron® M processor
- Supports ECC DDR memory support
- Supports 36-bit LVDS (48-bit LVDS optional)/VGA
- +5 V and +12 V power; or single +5 V power
- Supports Embedded Software API and Utility

Software APIs:



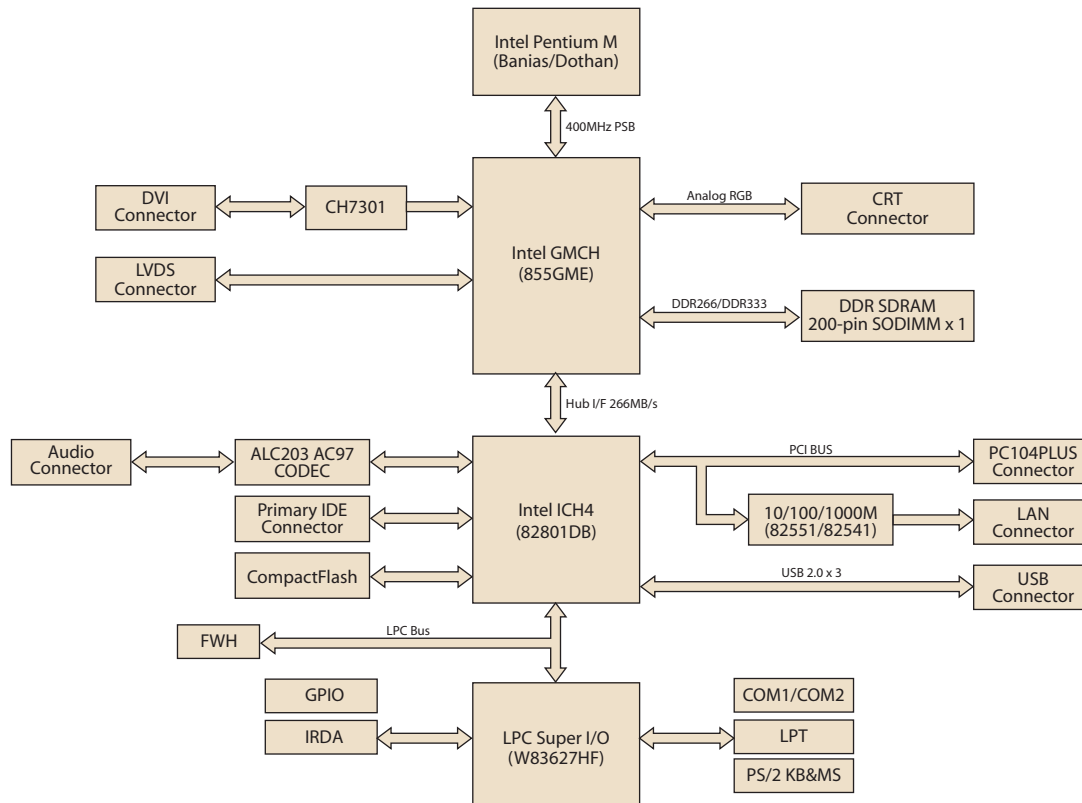
Utility:



Specifications

Processor System	CPU	Socket 478	Intel Celeron M 600 MHz	Intel Celeron M 1 GHz
	Front Side Bus	400 MHz	400 MHz	400 MHz
	L2 Cache	depends on CPU	512 KB	512 KB
	Chipset	Intel 855GME + ICH4	Intel 855GME + ICH4	Intel 855GME + ICH4
	BIOS	Award 4 Mbit	Award 4 Mbit	Award 4 Mbit
Memory	Technology	DDR 200/266/333 MHz		
	Max. Capacity	1 GB		
SSD	Socket	1 x 200-pin SODIMM		
	CompactFlash	Card Type I/II		
Coastline I/O	VGA	1		
	COM	1		
	RJ-45	1		
	USB	1		
	K/B, Mouse	1		
Internal I/O	LPT	1		
	RS-232	-		
	RS-232/422/485	1		
	K/B	-		
	Mouse	-		
	USB	2 x USB 2.0		
	Audio	AC97, Line-in, Line-out, Mic-in		
	IrDA	115 kbps, SIR, IrDA 1.0 compliant (optional)		
EIDE	GPIO	4-bit general purpose Input/Output		
	SMBus	Supported		
	Mode	UDMA 33		
Expansion Slot	Channel	1		
	PCI-104	1		
Ethernet	Speed	10/100 Mbps 10/100/1000 Mbps (optional)		
	Controller	Intel 82551QM (with wake on LAN) Intel 82541PI (Gigabit)		
	Interface	1 x RJ-45		
Display	Controller	Intel 855GME/GMCH		
	VRAM	Optimized Shared Memory Architecture up to 64 MB system memory		
	LVDS LCD	1 x 36-bit LVDS (48-bit optional)		
Environment	Dual Independent Display	CRT + LVDS, CRT + DVI, LVDS + DVI		
	Operating Temperature	0 ~ 60° C (32 ~ 140° F)		
Power	Operating Humidity	10% ~ 90% relative humidity, non-condensing		
	Power Type	AT / ATX		
	Power Supply Voltage	ATX: +5 V ± 5%, ±12 V ± 5% AT: 5V only to boot up (12 V is optional for LCD inverter and add on card)		
	Power Consumption	Typical (WinXP Idle Mode): +5 V @ 3.0 A, +12 V @ 0.04 A Max (Test in HCT): +5 V @ 4.26 A, +12 V @ 0.13 A		
	Power Management	APM1.2, ACPI2.0, wake on LAN, and modem ring-in functions		
Watchdog Timer	Battery	Lithium 3 V / 196 mAH		
	Output	System reset		
Physical Characteristics	Interval	Programmable 1 ~ 255 sec		
	Dimensions (L x W)	146 x 102 mm (5.7" x 4")		
	Weight	0.85 kg (1.87 lb), weight of total package		

Board Diagram



Ordering Information

Part No.	CPU	CRT	LVDS	DVI	LAN	USB	RS-232	RS-232/422/485	LPT	GPIO	IrDA	CF	PCI-104
PCM-9381F-00A2E	Socket	1	1	1	1 FE, GbE (Option)	3	1	1	1	2 in, 2 out	optional	1	1
PCM-9381F-M0A2E	Celeron M 600 MHz	1	1	1	1 FE, GbE (Option)	3	1	1	1	2 in, 2 out	optional	1	1
PCM-9381F-S0A2E	Celeron M 1 GHz (373)	1	1	1	1 FE, GbE (Option)	3	1	1	1	2 in, 2 out	optional	1	1

Packing List

Part No.	Description	Quantity
9689000002	PCM-9381 SBC	1
	Mini jumper pack	1
	Startup manual	1
	Utility CD	1
1703100152	Audio cable	1
1701440351	IDE 44 pin	1
1703100121	USB 2 port cable	1
1700260250	Parallel port cable	1
1700060202	Keyboard/mouse cable	1
1701140201	Second serial port cable	1
1700000265	ATX power cable 20P-12P cable	1

Optional

Part No.	Description
1700000410	CABLE DVI-26P/DF13-20-pin 20 cm
1700002595	cable 10-pin-1.27mm/4-pin-1.25 mm 20 cm for PCM-9381/9387
1700002532	FLAT cable 14-pin / 5-pin for internal COM1 RS232 20 cm

Embedded OS

Part No.	Description
2070000584	Win CE 4.2 P-M Core Image, PCM-938x, 2 COM, English, V 1.10 (17.2 MB) (Optional)
2070000585	Win CE 4.2 P-M Pro Image, PCM-938x, 2 COM, English, V 1.10 (29.1 MB) (Optional)
2070000586	Win CE 4.2 P-M Plus Image, PCM-938x, 2 COM, English, V 1.10 (29.9 MB) (Optional)
2070000765	Image CE 5.0 Pro Plus EN for P-M with 2COM
2070000605	Win XPE SP2 Image, PCM-938x, English, V2.10 (440 MB) (Optional)
2066002300	CD SUSI Library V1.0

Value-Added Software Services

Software API: An interface that defines the ways by which an application program may request services from libraries and/or operating systems. Provides not only the underlying drivers required but also a rich set of user-friendly, intelligent and integrated interfaces, which speeds development, enhances security and offers add-on value for Advantech platforms. It plays the role of catalyst between developer and solution, and makes Advantech embedded platforms easier and simpler to adopt and operate with customer applications.

Software APIs

Control



GPIO

General Purpose Input/Output is a flexible parallel interface that allows a variety of custom connections. It allows users to monitor the level of signal input or set the output status to switch on/off a device. Our API also provides Programmable GPIO, which allows developers to dynamically set the GPIO input or output status.



SMBus

SMBus is the System Management Bus defined by Intel® Corporation in 1995. It is used in personal computers and servers for low-speed system management communications. The SMBus API allows a developer to interface a embedded system environment and transfer serial messages using the SMBus protocols, allowing multiple simultaneous device control.



I2C

I2C is a bi-directional two wire bus that was developed by Philips for use in their televisions in the 1980s. The I2C API allows a developer to interface with an embedded system environment and transfer serial messages using the I2C protocols, allowing multiple simultaneous device control.

Display



Brightness Control

The Brightness Control API allows a developer to interface with an embedded device to easily control brightness.



Backlight

The Backlight API allows a developer to control the backlight (screen) on/off in an embedded device.

Monitor



Watchdog

A watchdog timer (WDT) is a device that performs a specific operation after a certain period of time if something goes wrong and the system does not recover on its own. A watchdog timer can be programmed to perform a warm boot (restarting the system) after a certain number of seconds.



Hardware Monitor

The Hardware Monitor (HWM) API is a system health supervision API that inspects certain condition indexes, such as fan speed, temperature and voltage.



Hardware Control

The Hardware Control API allows developers to set the PWM (Pulse Width Modulation) value to adjust fan speed or other devices; it can also be used to adjust the LCD brightness.

Power Saving



CPU Speed

Make use of Intel SpeedStep technology to reduce power consumption. The system will automatically adjust the CPU Speed depending on system loading.



System Throttling

Refers to a series of methods for reducing power consumption in computers by lowering the clock frequency. These APIs allow the user to lower the clock from 87.5% to 12.5%.

Software Utilities



BIOS Flash

The BIOS Flash utility allows customers to update the flash ROM BIOS version, or use it to back up current BIOS by copying it from the flash chip to a file on customers' disk. The BIOS Flash utility also provides a command line version and API for fast implementation into customized applications.



Embedded Security ID

The embedded application is the most important property of a system integrator. It contains valuable intellectual property, design knowledge and innovation, but it is easily copied! The Embedded Security ID utility provides reliable security functions for customers to secure their application data within embedded BIOS.



Monitoring

The Monitoring utility allows the customer to monitor system health, including voltage, CPU and system temperature and fan speed. These items are important to a device; if critical errors happen and are not solved immediately, permanent damage may be caused.



eSOS

The eSOS is a small OS stored in BIOS ROM. It will boot up in case of a main OS crash. It will diagnose the hardware status, and then send an e-mail to a designated administrator. The eSOS also provides remote connection: Telnet server and FTP server, allowing the administrator to rescue the system.



Flash Lock

Flash Lock is a mechanism that binds the board and CF card (SQFlash) together. The user can "Lock" SQFlash via the Flash Lock function and "Unlock" it via BIOS while booting. A locked SQFlash cannot be read by any card reader or boot from other platforms without a BIOS with the "Unlock" feature.