



Technical Data Sheet

5.0mm Multi-Color Round Type LED Lamps

336SDRSYGW/S530-A3

■ Features :

- Two chips are matched for uniform light output, wide viewing angle
- Long life-solid state reliability
- I.C. compatible/Low power consumption
- Pb free
- The product itself will remain within RoHS compliant version



■ Descriptions :

- The 336LED lamps contain two integral chips and is available as both bicolor and bipolar types.
- **Super Deep-Red and Super Yellow Green** light is emitted by diodes of AlGaInP and AlGaInP
- Type of bicolor lamps are both white diffused and color diffused while the bicolor are water clear.

■ Applications :

- TV set
- Monitor
- Telephone
- Computer

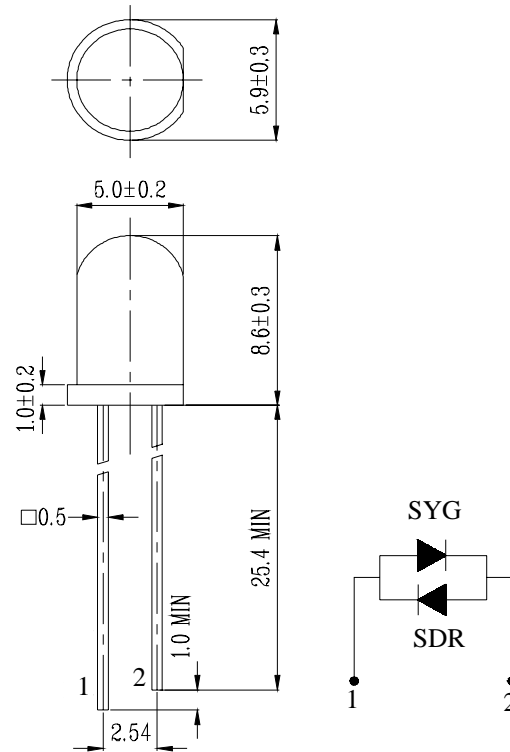
PART NO.	Chip		Lens Color
	Material	Emitted Color	
336SDRSYGW/S530-A3	AlGaInP	Super Deep-Red	White Diffused
	AlGaInP	Super Yellow Green	

Technical Data Sheet

5.0mm Multi-Color Round Type LED Lamps

336SDRSYGW/S530-A3

Package Dimensions



- Notes:
1. All dimensions are in millimetres
 2. An epoxy meniscus may extend about 1.5mm(0.059") down to the lead.
 3. Tolerances unless Dimension ± 0.25 mm.

Absolute Maximum Ratings at $T_a = 25^\circ\text{C}$

Parameter	Symbol	Rating		Unit
Forward Current	I _F	SDR/S530	25	mA
		SYG/S530	25	
Operating Temperature	T _{opr}	-40 to +85		°C
Storage Temperature	T _{stg}	-40 to +100		°C
Soldering Temperature	T _{sol}	260 ± 5		°C
Electrostatic Discharge	ESD	SDR/S530	2000	V
		SYG/S530	2000	
Power Dissipation	P _d	SDR/S530	60	mW
		SYG/S530	60	
Reverse Voltage	V _R	5		V

Note: *1: Soldering time ≤ 5 seconds.



Technical Data Sheet
5.0mm Multi-Color Round Type LED Lamps

336SDRSYGW/S530-A3

Electro-Optical Characteristics (Ta=25°C)

Parameter	Symbol		Condition	Min.	Typ.	Max.	Unit
Forward Voltage	SDR/S530	V _F	I _F = 20 mA	/	2.0	2.4	V
	SYG/S530			/	2.0	2.4	
Reverse Current	SDR/S530	I _R	V _R = 5 V	/	/	10	μ A
	SYG/S530			/	/	10	
Luminous Intensity	SDR/S530	I _v	I _F = 20 mA	10	20	/	mcd
	SYG/S530			6.3	12.5	/	
Viewing Angle		2θ 1/2	I _F = 20 mA	/	100	/	deg
Peak Wavelength	SDR/S530	λ _p	I _F = 20 mA	/	650	/	nm
	SYG/S530			/	575	/	
Dominant Wavelength	SDR/S530	λ _d	I _F = 20 mA	/	639	/	nm
	SYG/S530			/	573	/	
Spectrum Radiation Bandwidth	SDR/S530	Δλ	I _F = 20 mA	/	20	/	nm
	SYG/S530			/	20	/	



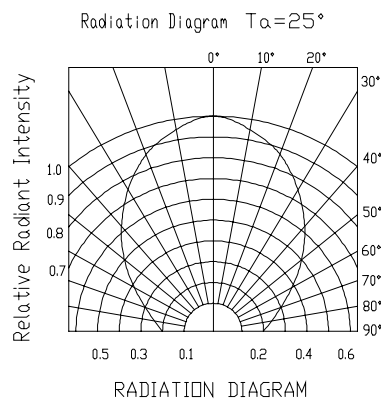
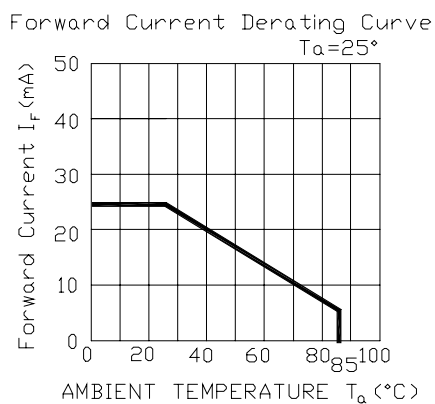
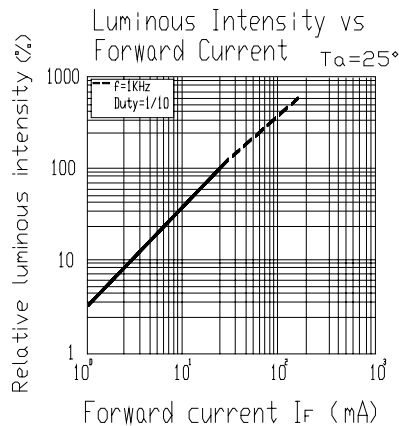
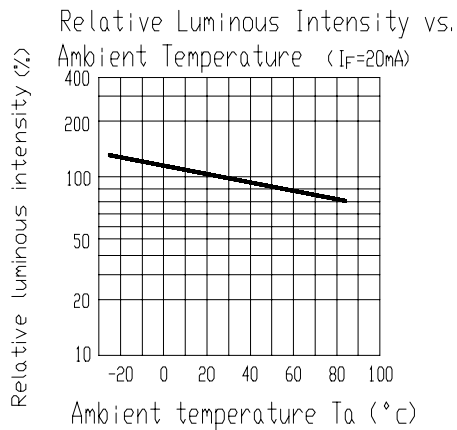
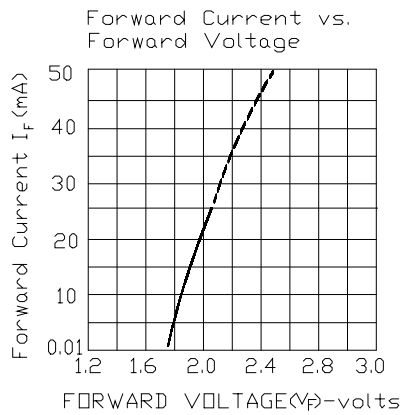
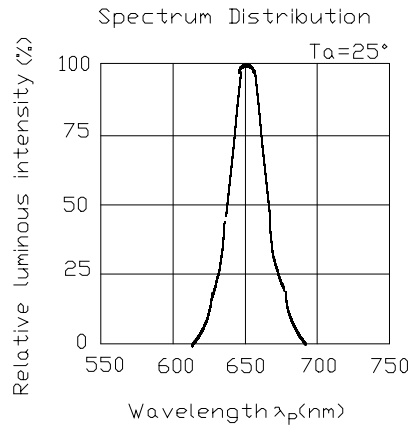
Technical Data Sheet

5.0mm Multi-Color Round Type LED Lamps

336SDRSYGW/S530-A3

Typical Electro-Optical Characteristic Curves:

< SDR >





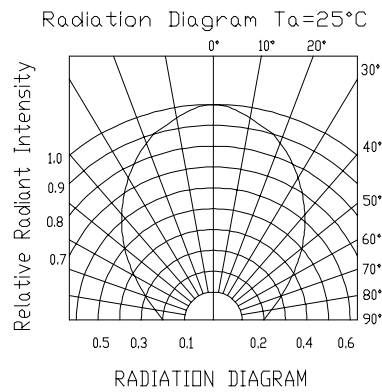
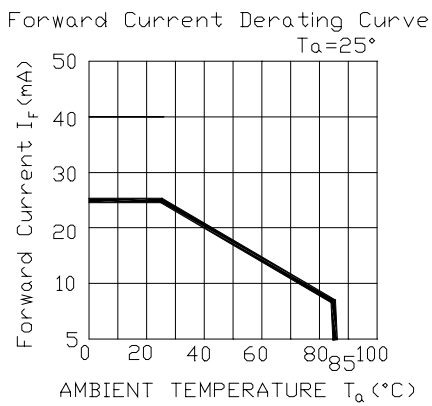
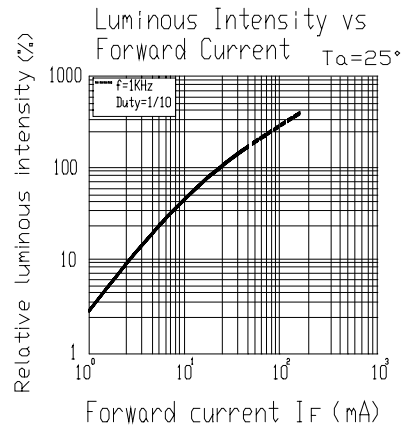
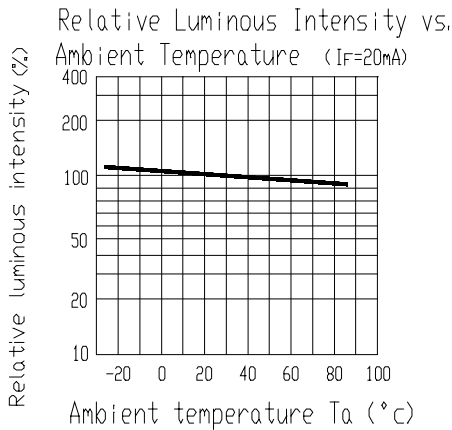
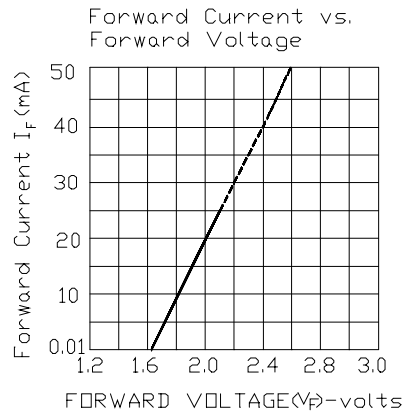
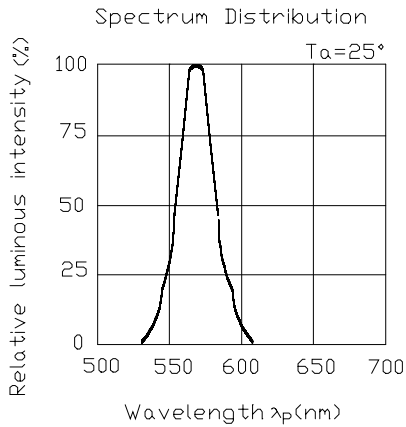
Technical Data Sheet

5.0mm Multi-Color Round Type LED Lamps

336SDRSYGW/S530-A3

Typical Electro-Optical Characteristic Curves:

(SYG)





Technical Data Sheet

5.0mm Multi-Color Round Type LED Lamps

336SDRSYGW/S530-A3

■ Reliability test items and conditions:

The reliability of products shall be satisfied with items listed below.

Confidence level : 97%

LTPD : 3%

NO	Item	Test Conditions	Test Hours/Cycle	Sample Size	Failure Judgment Criteria	Ac/Re
1	Solder Heat	TEMP : 260°C ± 5 °C	10 SEC	76 PCS	$I_v \leq I_{vt} * 0.5$ or $V_f \geq U$ or $V_f \leq L$	0/1
2	Temperature Cycle	H : +100°C 15min ∫ 5 min L : -40°C 15min	300 CYCLES	76 PCS		0/1
3	Thermal Shock	H : +100°C 5min ∫ 10 sec L : -10°C 5min	300 CYCLES	76 PCS		0/1
4	High Temperature Storage	TEMP : 100°C	1000 HRS	76 PCS		0/1
5	Low Temperature Storage	TEMP : -40°C	1000 HRS	76 PCS		0/1
6	DC Operating Life	TEMP : 25°C $I_F = 20\text{mA}$	1000 HRS	76 PCS		0/1
7	High Temperature / High Humidity	85°C / 85% RH	1000 HRS	76 PCS		0/1

Note : I_{vt} : To test I_v value of the chip before the reliability test
 I_v : The test value of the chip that has completed the reliability test
 U : Upper Specification Limit
 L : Lower Specification Limit



Technical Data Sheet

5.0mm Multi-Color Round Type LED Lamps

336SDRSYGW/S530-A3

Packing Quantity Specification

1.500PCS/1Bag , 5Bags/1Box

2.10Boxes/1Carton

Label Form Specification

EVERLIGHT

CPN:

P/N:



336SDRSYGW/S530-A3

QTY:



CAT:

HUE:

REF:

LOT NO: EL



MADE IN TAIWAN

CPN: Customer's Production Number

P/N : Production Number

QTY: Packing Quantity

CAT: Ranks

HUE: Dominant Wavelength

REF: Reference

LOT No: Lot Number

MADE IN TAIWAN: Production Place

Notes

1. Above specification may be changed without notice. EVERLIGHT will reserve authority on material change for above specification.
2. When using this product, please observe the absolute maximum ratings and the instructions for using outlined in these specification sheets. EVERLIGHT assumes no responsibility for any damage resulting from use of the product which does not comply with the absolute maximum ratings and the instructions included in these specification sheets.
3. These specification sheets include materials protected under copyright of EVERLIGHT corporation. Please don't reproduce or cause anyone to reproduce them without EVERLIGHT's consent.

EVERLIGHT ELECTRONICS CO., LTD.

Office: No 25, Lane 76, Sec 3, Chung Yang Rd,

Tucheno Tainpei 236 Taiwan R O C

Tel: 886-2-2267-2000, 2267-9936

Fax: 886-2267-6244, 2267-6189, 2267-6306

http://www.everlight.com