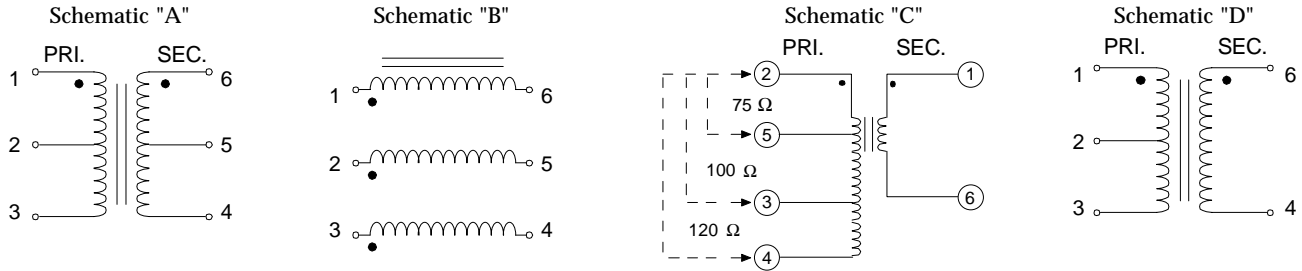


Transformers for T1 / CEPT / PCM Applications

Available in both Thru-hole & SMD EP7 Packages



Electrical Specifications at 25°C

Part Number (Hi-Pot)	Impedance (Ω)	Insertion Loss max. @ 772 kHz (dB)	Frequency Response (dB)	Return Loss min. (dB)	Longitudinal Balance min. (dB)	Primary DCR max. (Ω)	Secondary DCR max. (Ω)	Style & Schem.
T-13800 (1200 V _{RMS})	100 / 100	0.2 @ 772 kHz	± 0.10 100 kHz to 1.544 MHz	25*	35 @ 1.544 MHz	1.0	1.0	EP7 - A
T-13801 (1500 VDC)	100 / 100 / 100	0.075 @ 772 kHz	± 0.25 100 kHz to 1.544** MHz	15**	35 @ 1.544 MHz	0.6	0.6	EP7 - B
T-13802 (1650 VDC)	75-100-120 / 75	0.25 @ 772 kHz	± 0.15 100 kHz to 1.544 MHz	20***	40 @ 1.0 MHz	1.55	1.15	EP7 - C

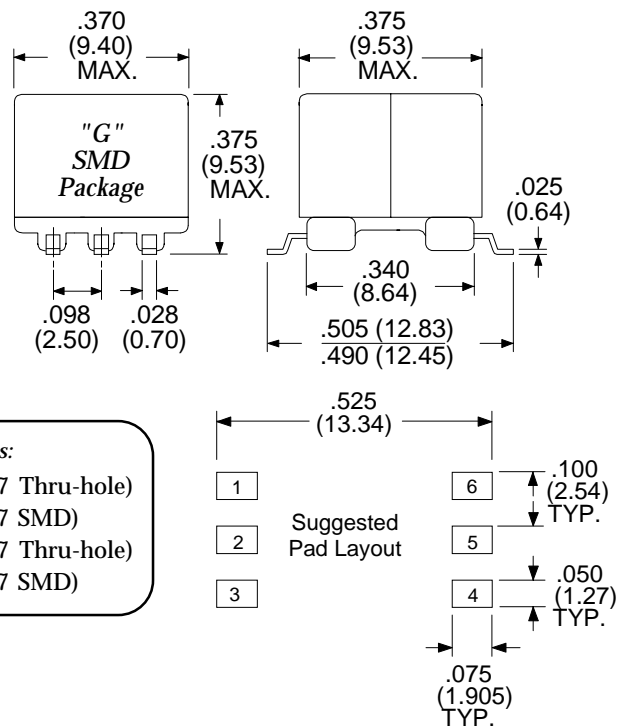
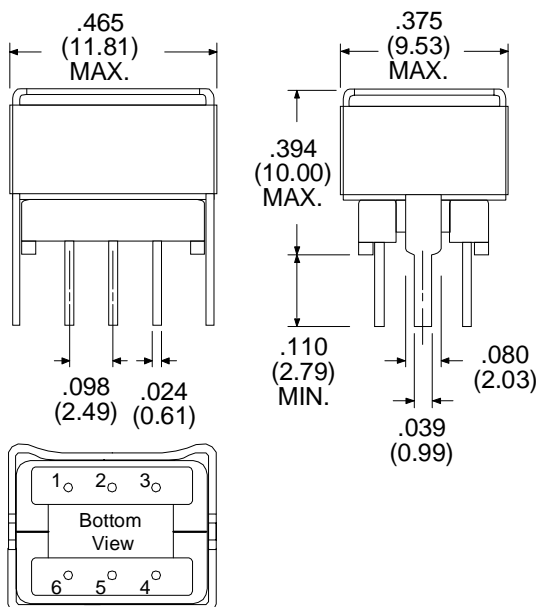
- * 100 kHz to 1.544 MHz 100 Ω
- ** 100 kHz to 4.0 MHz 100 Ω
- *** 50 kHz to 3.0 MHz 75 Ω Secondary 75 Ω , 100 Ω or 120 Ω Primary

Surface Mount Versions of all Parts listed are available.
Add suffix "G" to specify surface mount package style.

Electrical Specifications^{1,2,3} at 25°C

Part Number	Turns Ratio ($\pm 5\%$)	OCL min. (mH)	PRI-SEC C _{wv} max. (pF)	Leakage Ind. max. (μ H)	Primary DCR max. (Ω)	Secondary DCR max. (Ω)	Style & Schem.	Primary Pins
T-13803	1CT : 1	1.2	35	1.0	0.9	0.9	EP7 - D	1-3
T-13804	1CT : 0.86	1.5	35	1.0	0.65	1.4	EP7 - D	1-3
T-13805	2CT : 1	1.2	50	1.0	1.1	0.7	EP7 - D	1-3

1. 1000 V_{RMS} minimum Isolation.
2. ET-Product of 10 V-msec min.
3. OCL Measured at Primary @ 100KHz & 20mV



Part Number Examples:
 T-13800 (EP7 Thru-hole)
 T-13800G (EP7 SMD)
 T-13803 (EP7 Thru-hole)
 T-13803G (EP7 SMD)