


CTLPO2506OB Series

From 4.7 μH to 1000 μH



SPECIFICATIONS

Parts are available in $\pm 20\%$ tolerance only.
*Inductance drop = 10% typ. at IDC.

Part Number	Inductance ($\mu\text{H} \pm 20\%$)	L Test Freq. (kHz)	DCR Max. (Ω)	IDC* Max. (A)
CTLPO2506OB-472	4.7	100	0.145	1.60
CTLPO2506OB-682	6.8	100	0.165	1.30
CTLPO2506OB-103	10	100	0.240	1.00
CTLPO2506OB-153	15	100	0.300	0.90
CTLPO2506OB-223	22	100	0.420	0.70
CTLPO2506OB-333	33	100	0.550	0.60
CTLPO2506OB-473	47	100	0.765	0.50
CTLPO2506OB-683	68	100	1.100	0.40
CTLPO2506OB-104	100	100	1.600	0.30
CTLPO2506OB-154	150	100	2.500	0.25
CTLPO2506OB-224	220	100	3.650	0.22
CTLPO2506OB-334	330	100	4.650	0.18
CTLPO2506OB-474	470	100	6.750	0.14
CTLPO2506OB-684	680	100	9.150	0.12
CTLPO2506OB-105	1000	100	14.20	0.10

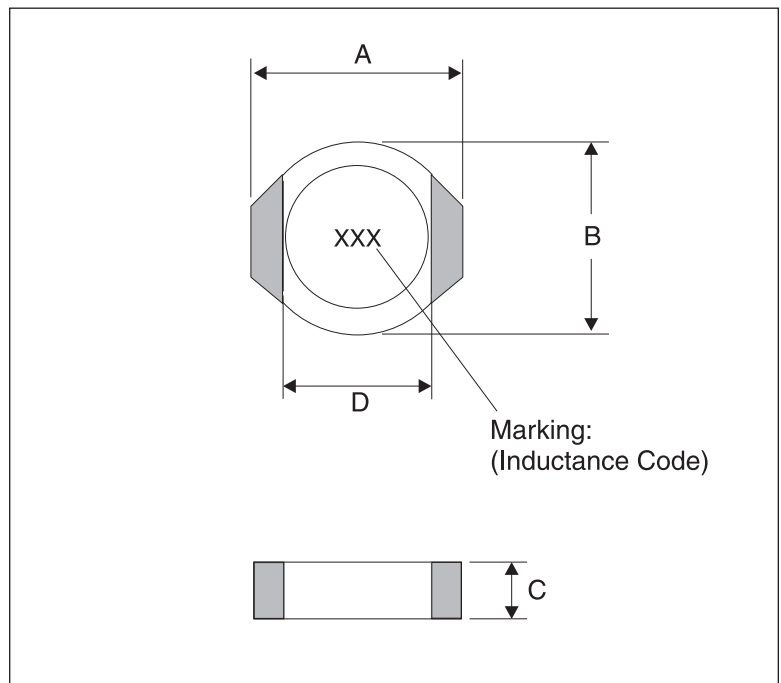
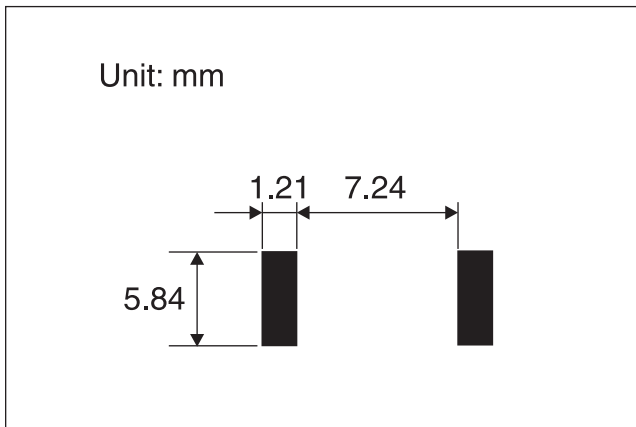
PHYSICAL DIMENSIONS

Size	A Max.	B Max.	C Max.	D Max.
mm	9.14	7.87	1.65	7.24
inches	0.36	0.31	0.06	0.29

CHARACTERISTICS

- Description:** SMD power inductor
- Applications:** PC cards and other low profile applications
- Operating Temperature:** -40°C to $+85^{\circ}\text{C}$
- Inductance Tolerance:** $\pm 20\%$
- Testing:** Tested on a HP4285A at 100 KHz , 0.1V
- Packaging:** Tape & Reel
- Marking:** Parts are marked with inductance code
- Additional Information:** Additional electrical & physical information available upon request
- Samples available. See website for ordering information.**

PAD LAYOUT



11.15.02



Manufacturer of Inductors, Chokes, Coils, Beads, Transformers & Toroids

800-684-5322 Inside US 949-453-1811 Outside US

Copyright © 2004 by CT Magnetics, DBA Central Technologies. All rights reserved.

CT Magnetics reserves the right to make improvements or change specifications without notice