

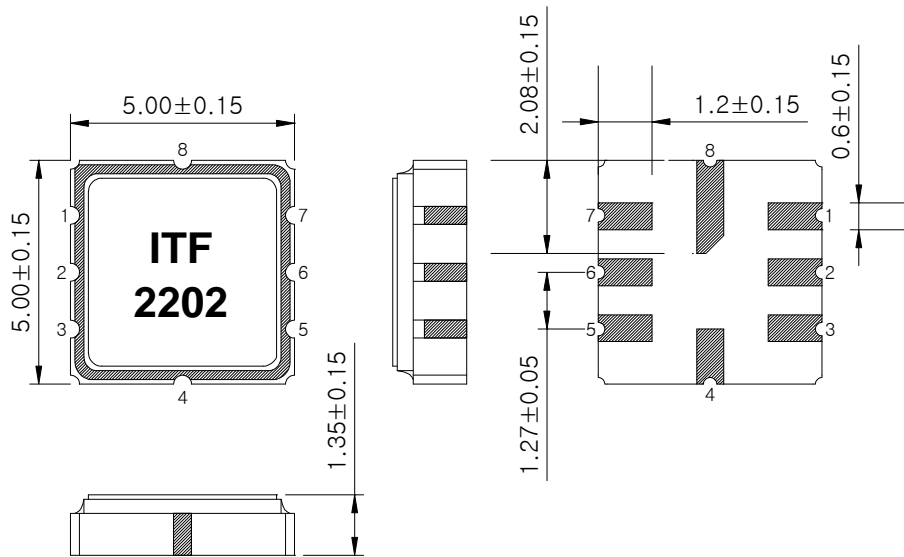
SAW Bandpass Filter F2202



Features

- RF bandpass filter
- Usable bandwidth 0.6MHz
- No matching single-ended operation
- Ceramic Surface Mounted Device Package (5.0 mm × 5.0 mm)

Package Dimensions



Dimensions shown are nominal in millimeters

Body : Al_2O_3 Ceramic

Lid : Kovar, Ni Plated

Terminations : Au plating 0.3 ~ 1.0 μm , Over a 1.27 ~ 8.89 μm
Ni Plating

Pin Configurations

2	Input
6	Output
1, 3, 4, 5, 7, 8	Ground

Maximum Ratings

Parameters	Unit	Minimum	Typical	Maximum
Operating Temperature Range	$^{\circ}\text{C}$	-30	25	85
Storage Temperature Range	$^{\circ}\text{C}$	-40	-	85
Power Handling Capability	dBm	-	-	10

Electrostatics Sensitive Device (ESD)

	ITF Co., Ltd. 102-901, Bucheon Technopark 364, Samjeong-Dong, Ojeong-Gu, Bucheon-City, Gyeonggi-Do, Korea 421-809	Part No.	F2202	
		Rev. Date	2008/07/11	
		Rev.	NR8001-AS03	1/7

SAW Bandpass Filter F2202




Preliminary Specifications

	Minimum	Typical	Maximum	Unit
Center Frequency (Fc)	-	220.0	-	MHz
Insertion Loss	-	2.5	3.5	dB
Pass Bandwidth	0.6	2.0		MHz
Amplitude Ripple (Fc ± 0.3MHz)	-	0.5	1.5	dB
VSWR (Fc ± 0.3MHz)	-	1.5	2.0	
Attenuation ~ Fc -10.7MHz Fc + 10.7MHz ~	37 25	- -	- -	dB
Temperature Range (Operational)	-30	25	85	°C
Input/Output Impedance		50		Ohms

Notes :

- 1) All specifications are based on the matching schematic shown below, measured by Agilent Network analyzer and full 2 port calibration.
- 2) Electrical margin has been built into the design to account for the variations due to temperature drift and manufacturing tolerances


	ITF Co., Ltd. 102-901, Bucheon Technopark 364, Samjeong-Dong, Ojeong-Gu, Bucheon-City, Gyeonggi-Do, Korea 421-809	Part No.	F2202	
		Rev. Date	2008/07/11	
		Rev.	NR8001-AS03	2/7

SAW Bandpass Filter F2202



Matching Schematic

(Actual matching values may vary due to PCB layout and parasitics)




Marking Configuration

ITF ¹⁾

2202 ²⁾

1) Manufacturer name

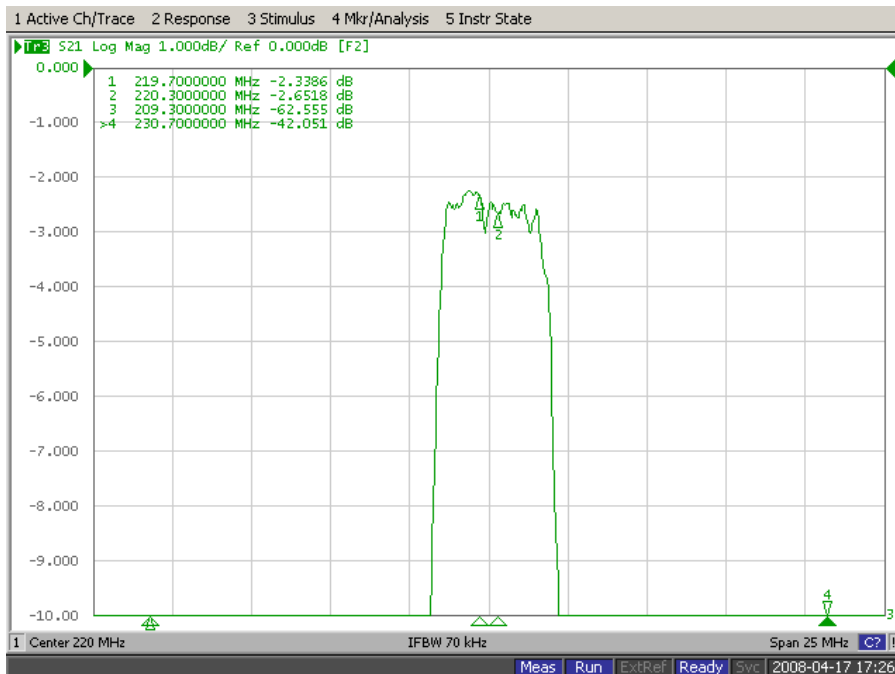
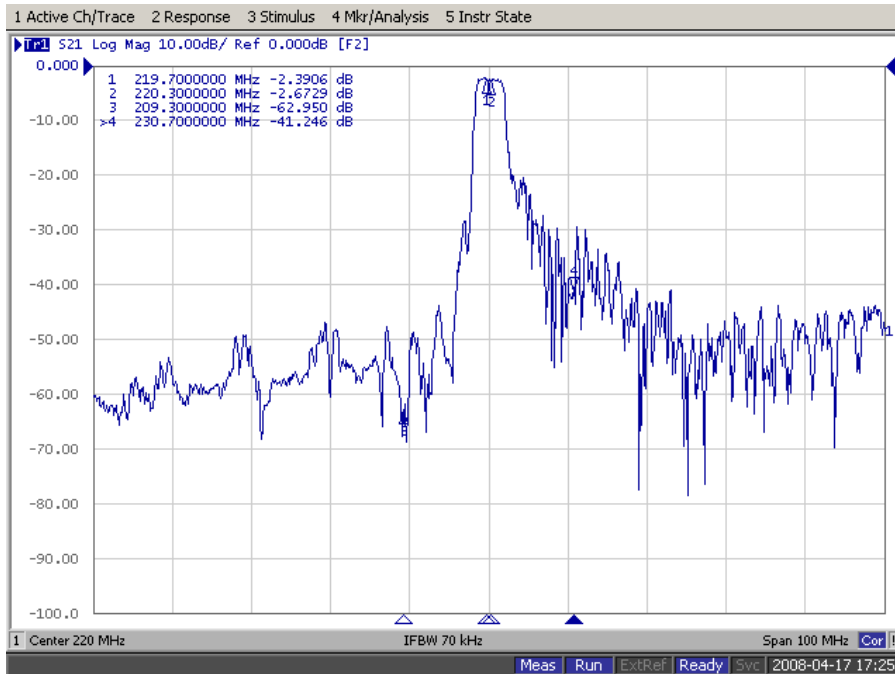
2) Marking Number

 Integrated Technology Future	ITF Co., Ltd. 102-901, Bucheon Technopark 364, Samjeong-Dong, Ojeong-Gu, Bucheon-City, Gyeonggi-Do, Korea 421-809	Part No.	F2202	
		Rev. Date	2008/07/11	
		Rev.	NR8001-AS03	3/7

SAW Bandpass Filter F2202



Frequency Response

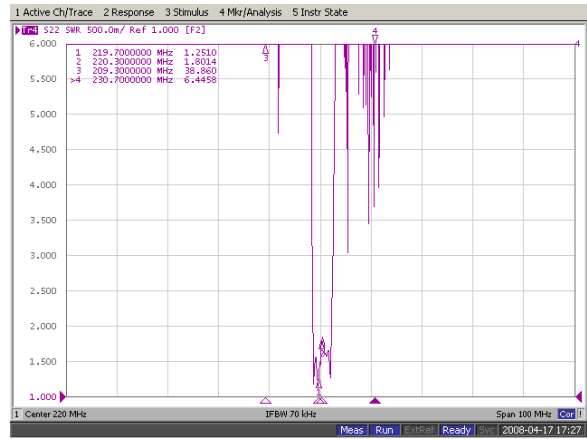
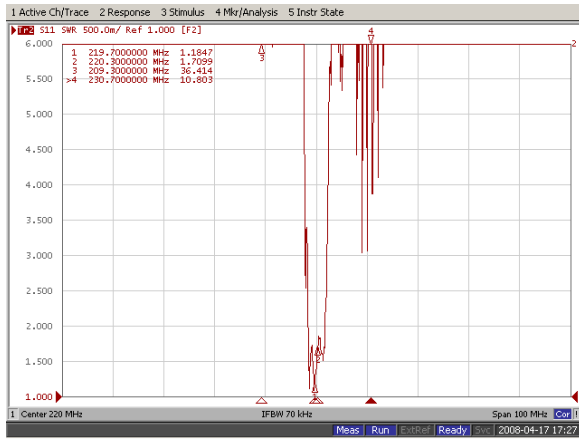


	ITF Co., Ltd. 102-901, Bucheon Technopark 364, Samjeong-Dong, Ojeong-Gu, Bucheon-City, Gyeonggi-Do, Korea 421-809	Part No.	F2202	
		Rev. Date	2008/07/11	
		Rev.	NR8001-AS03	4/7

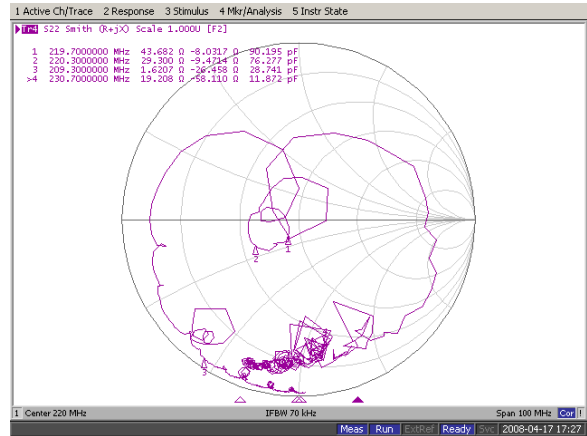
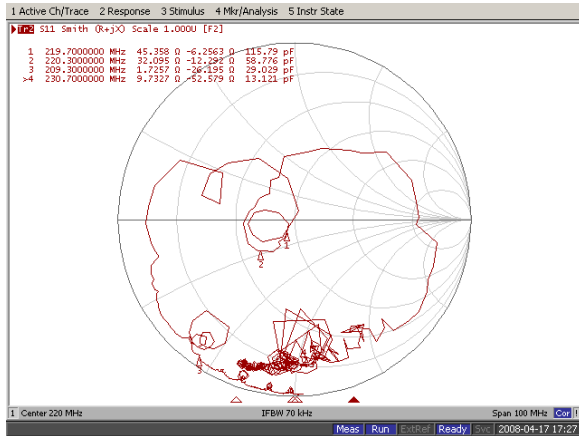
SAW Bandpass Filter F2202



Input / Output VSWR Charts



Input / Output Smith Charts



ITF Co., Ltd.
 102-901, Bucheon Technopark 364,
 Samjeong-Dong, Ojeong-Gu, Bucheon-City,
 Gyeonggi-Do, Korea 421-809

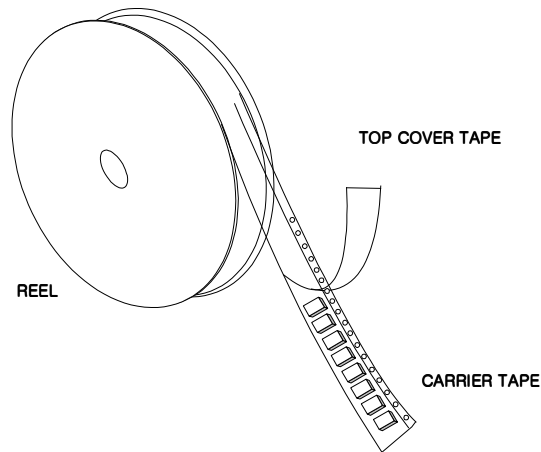
Part No.	F2202	
Rev. Date	2008/07/11	
Rev.	NR8001-AS03	5/7

SAW Bandpass Filter F2202



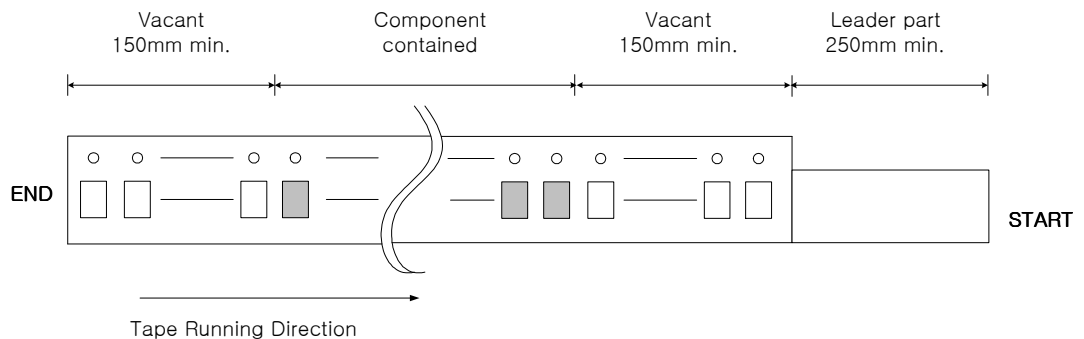
Packing Specification

1. Reeling Quantity : 3000 pcs / 13" reel (or 1000 pcs / 7" reel)
2. Taping Structure : The tape shall be wound around the reel in the direction shown below.



Tape Specification

1. Leader part and vacant position specification

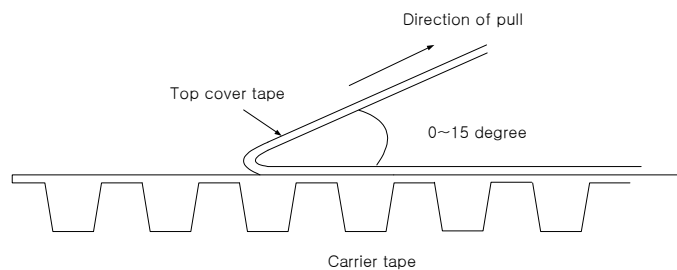


2. Tensile strength of carrier tape

4.4N/mm width

3. Top cover tape adhesion

- 1) pull off angle : 0~15°
- 2) speed : 300mm/min
- 3) force : 20~70g

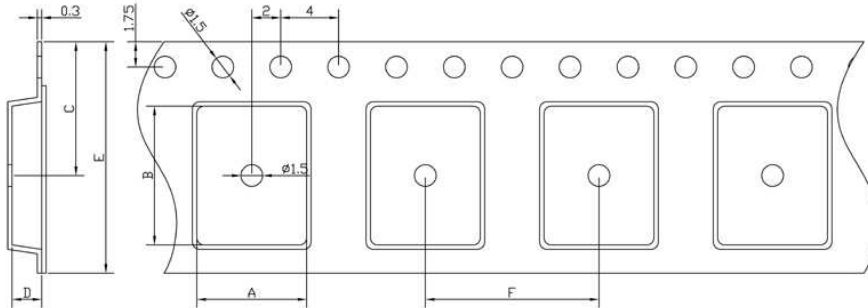


	ITF Co., Ltd. 102-901, Bucheon Technopark 364, Samjeong-Dong, Ojeong-Gu, Bucheon-City, Gyeonggi-Do, Korea 421-809	Part No.	F2202	
		Rev. Date	2008/07/11	
		Rev.	NR8001-AS03	6/7

SAW Bandpass Filter F2202

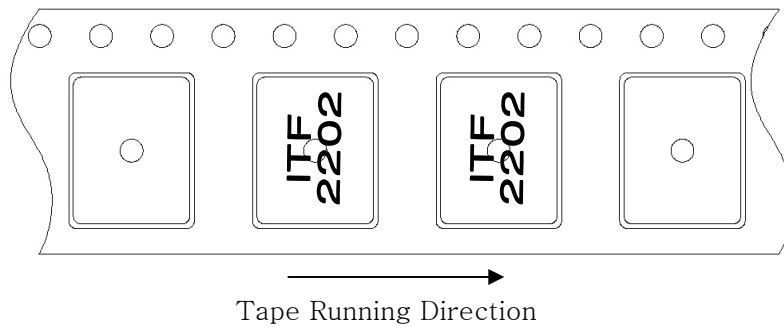


Carrier Tape Dimensions [unit : mm]

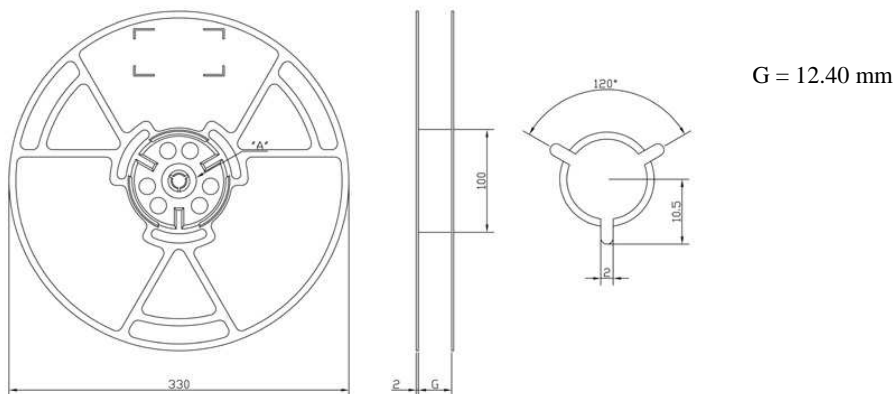


A	5.50 ± 0.1
B	5.50 ± 0.1
C	7.25 ± 0.1
D	1.95 ± 0.1
E	12.00 ± 0.1
F	8.00 ± 0.1

Part Direction



Reel Dimensions [unit : mm]



	ITF Co., Ltd. 102-901, Bucheon Technopark 364, Samjeong-Dong, Ojeong-Gu, Bucheon-City, Gyeonggi-Do, Korea 421-809	Part No.	F2202	
		Rev. Date	2008/07/11	
		Rev.	NR8001-AS03	7/7