



# Shielded Power Inductors—LPS4414 Series



- Very low DCR; excellent current handling
- 4.4 × 4.4 mm footprint; only 1.4 mm tall

**Designer's Kit C340** contains 3 of each values

**Core material** Ferrite

**Core and winding loss** See [www.coilcraft.com/coreloss](http://www.coilcraft.com/coreloss)

**Terminations** RoHS compliant silver-palladium-platinum-glass frit. Other terminations available at additional cost.

**Weight** 82.3–89.8 mg

**Ambient temperature** –40°C to +85°C with I<sub>rms</sub> current, +85°C to +125°C with derated current

**Storage temperature** Component: –40°C to +125°C. Packaging: –40°C to +80°C

**Resistance to soldering heat** Max three 40 second reflows at +260°C, parts cooled to room temperature between cycles

**Moisture Sensitivity Level (MSL)** 1 (unlimited floor life at <30°C / 85% relative humidity)

**Failures in Time (FIT) / Mean Time Between Failures (MTBF)**

38 per billion hours / 26,315,789 hours, calculated per Telcordia SR-332

**Packaging** 1000/7" reel; 3500/13" reel Plastic tape: 12 mm wide, 0.3 mm thick, 8 mm pocket spacing, 1.52 mm pocket depth

**PCB washing** Only pure water or alcohol recommended

Part number <sup>1</sup>	Inductance <sup>2</sup> ±20% (µH)	DCR max <sup>3</sup> (Ohms)	SRF typ <sup>4</sup> (MHz)	Isat (A) <sup>5</sup>			I <sub>rms</sub> (A) <sup>6</sup>	
				10% drop	20% drop	30% drop	20°C rise	40°C rise
LPS4414-301ML_	0.30	0.040	470	5.6	5.7	5.8	2.35	3.25
LPS4414-501ML_	0.50	0.050	330	4.3	4.4	4.5	2.10	2.80
LPS4414-701ML_	0.70	0.055	225	3.7	3.75	3.8	1.85	2.50
LPS4414-102ML_	1.0	0.060	190	3.0	3.1	3.2	1.75	2.30
LPS4414-152ML_	1.5	0.078	150	2.9	3.1	3.2	1.55	2.00
LPS4414-182ML_	1.8	0.087	130	2.7	2.8	2.9	1.50	1.90
LPS4414-222ML_	2.2	0.110	115	2.2	2.3	2.35	1.25	1.60
LPS4414-332ML_	3.3	0.165	85.0	1.8	1.9	1.95	1.15	1.50
LPS4414-472ML_	4.7	0.215	68.0	1.4	1.5	1.55	0.90	1.20
LPS4414-562ML_	5.6	0.260	58.0	1.4	1.4	1.5	0.75	1.10
LPS4414-682ML_	6.8	0.270	54.0	1.2	1.3	1.4	0.70	1.00
LPS4414-822ML_	8.2	0.350	50.0	1.1	1.3	1.3	0.70	0.98
LPS4414-103ML_	10	0.380	43.0	1.1	1.2	1.3	0.70	0.95
LPS4414-123ML_	12	0.380	38.0	0.94	0.97	1.0	0.66	0.88
LPS4414-153ML_	15	0.440	36.0	0.85	0.89	0.92	0.63	0.82
LPS4414-183ML_	18	0.530	31.0	0.76	0.80	0.82	0.56	0.75
LPS4414-223ML_	22	0.590	27.0	0.69	0.72	0.74	0.53	0.68
LPS4414-333ML_	33	0.715	23.0	0.47	0.49	0.51	0.49	0.65
LPS4414-473ML_	47	0.935	18.0	0.39	0.42	0.43	0.44	0.58
LPS4414-563ML_	56	1.15	16.0	0.37	0.39	0.40	0.42	0.54
LPS4414-683ML_	68	1.35	14.6	0.32	0.33	0.34	0.36	0.48
LPS4414-104ML_	100	1.90	11.0	0.26	0.28	0.285	0.31	0.40
LPS4414-124ML_	120	2.60	10.0	0.23	0.24	0.25	0.27	0.34
LPS4414-154ML_	150	3.10	9.0	0.22	0.23	0.24	0.24	0.32
LPS4414-224ML_	220	4.10	6.7	0.18	0.20	0.20	0.22	0.29
LPS4414-334ML_	330	6.00	5.6	0.14	0.16	0.165	0.17	0.23
LPS4414-474ML_	470	9.50	4.3	0.13	0.14	0.145	0.14	0.23
LPS4414-564ML_	560	10.7	4.0	0.12	0.13	0.14	0.13	0.17
LPS4414-684ML_	680	11.7	3.5	0.10	0.11	0.12	0.13	0.17
LPS4414-824ML_	820	15.1	3.0	0.10	0.105	0.11	0.11	0.14
LPS4414-105ML_	1000	16.3	2.6	0.10	0.102	0.106	0.10	0.13
LPS4414-155ML_	1500	26.4	2.2	0.096	0.099	0.100	0.085	0.11
LPS4414-185ML_	1800	35.0	1.9	0.089	0.094	0.097	0.075	0.10
LPS4414-225ML_	2200	42.5	1.9	0.082	0.089	0.092	0.065	0.080
LPS4414-335ML_	3300	56.0	1.3	0.072	0.078	0.083	0.055	0.070

1. Please specify **termination** and **packaging** codes:

**LPS4414-223M L C**

**Termination:** L = RoHS compliant silver-palladium-platinum-glass frit.

Special order:

T = RoHS tin-silver-copper (95.5/4/0.5) or

S = non-RoHS tin-lead (63/37).

**Packaging:** C = 7" machine-ready reel. EIA-481 embossed plastic tape (1000 parts per full reel).

B = Less than full reel. In tape, but not machine ready. To have a leader and trailer added (\$25 charge), use code letter C instead.

D = 13" machine-ready reel. EIA-481 embossed plastic tape. Factory order only, not stocked (3500 parts per full reel).

2. Inductance tested at 100 kHz, 0.1 V<sub>rms</sub>, 0 Adc.
  3. DCR measured on a micro-ohmmeter.
  4. SRF measured using Agilent/HP 8753ES or equivalent.
  5. DC current at which the inductance drops the specified amount from its value without current.
  6. Current that causes the specified temperature rise from 25°C ambient.
  7. Electrical specifications at 25°C.
- Refer to Doc 362 "Soldering Surface Mount Components" before soldering.

**Coilcraft**<sup>®</sup>

Specifications subject to change without notice.  
Please check our website for latest information.

Document 548-1 Revised 10/06/08

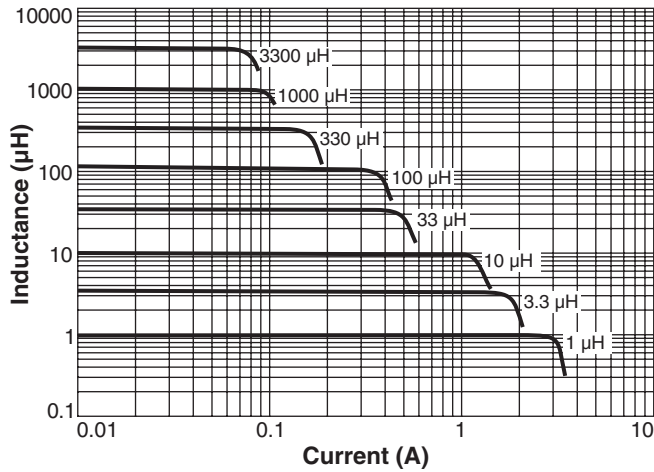
1102 Silver Lake Road Cary, Illinois 60013 Phone 847/639-6400 Fax 847/639-1469

E-mail [info@coilcraft.com](mailto:info@coilcraft.com) Web <http://www.coilcraft.com>

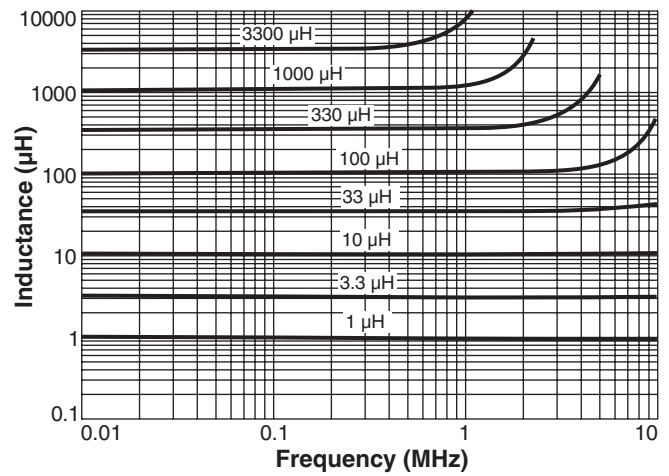


# Shielded SMT Power Inductors – LPS4414 Series

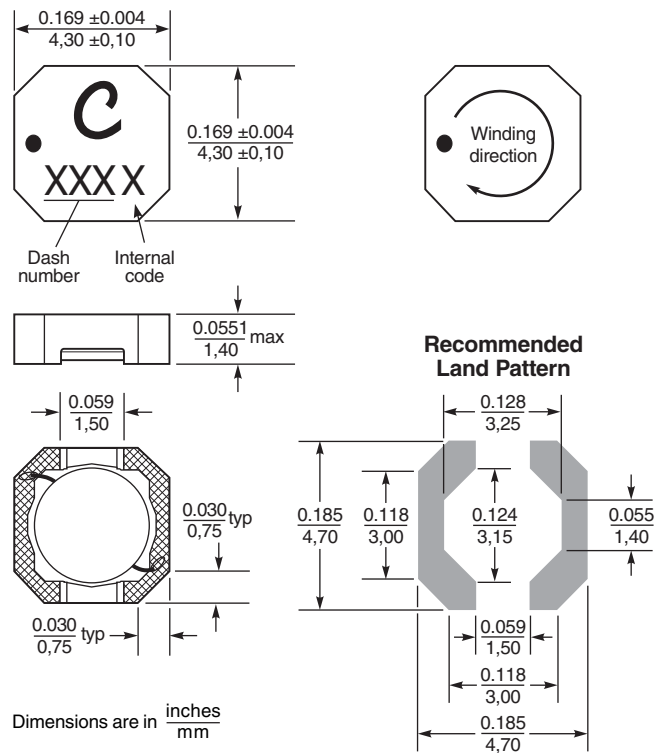
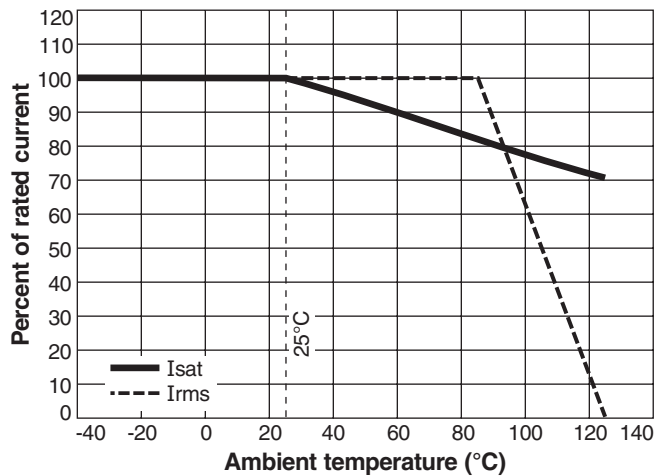
## Typical L vs Current



## Typical L vs Frequency



## Current Derating



Specifications subject to change without notice.  
Please check our website for latest information.

Document 548-2 Revised 10/06/08

1102 Silver Lake Road Cary, Illinois 60013 Phone 847/639-6400 Fax 847/639-1469

E-mail [info@coilcraft.com](mailto:info@coilcraft.com) Web <http://www.coilcraft.com>