



Features


- ◇ For GSM IF SAW filter
- ◇ High attenuation
- ◇ Single-ended operation
- ◇ Dual In-line Package
- ◇ No matching required for operation at 50Ω
- ◇ RoHS compliant (2002/95/EC), Pb-free

Specifications

| Parameter | Unit | Minimum | Typical | Maximum | |
|--|----------------------------|---------|---------|---------|-----|
| Center Frequency | MHz | - | 71 | - | |
| Insertion Loss | dB | - | 20.3 | 21 | |
| 1 dB Bandwidth | MHz | - | 0.17 | - | |
| 3 dB Bandwidth | MHz | - | 0.28 | - | |
| 40 dB Bandwidth | MHz | - | 0.74 | - | |
| Passband Variation | dB | - | 0.1 | 0.5 | |
| Group Delay Variation($f_0 \pm 0.1\text{MHz}$) | nsec | - | 200 | 450 | |
| Absolute Delay | usec | - | 4.52 | 4.6 | |
| Ultimate Rejection | $f_0 \pm 0.1\text{MHz}$ | dB | - | 1.5 | 2.3 |
| | $f_0 \pm 0.4\text{MHz}$ | dB | 45 | 50 | - |
| | $f_0 \pm 0.6\text{MHz}$ | dB | 50 | 55 | - |
| | $f_0 \pm 1\text{MHz}$ | dB | 55 | 56 | - |
| Material Temperature coefficient | KHz/°C | 0.071 | | | |
| Substrate Material | - | ST QZ | | | |
| Ambient Temperature | °C | 25 | | | |
| Operating Temperature Range | °C | -40 | - | +85 | |
| Storage Temperature Range | °C | -45 | - | +105 | |
| DC Voltage | V | 0 | | | |
| Input Power | dBm | - | - | 10 | |
| ESD Class | - | 1 | | | |
| Package Size | DIP3512 (35.0x12.8x4.7mm3) | | | | |

Notes:

1. All specifications are based on the test circuit shown;
2. In production, all specifications are measured by Agilent Network analyzer and full 2 port calibration at room temperature;
3. Electrical margin has been built into the design to account for the variations due to temperature drift and manufacturing tolerances;
4. This is the optimum impedance in order to achieve the performance show.

| | | | | |
|--|--|-------------|------------|------|
|  | SIPAT Co., Ltd. (CETC No.26 Research Institute) #14 Nanping Huayuan Road, Chongqing, China, 400060 | Part Number | LBS07106 | |
| | | Rev. Date | 2008-01-08 | |
| | | Ver. | 2.0 | Page |

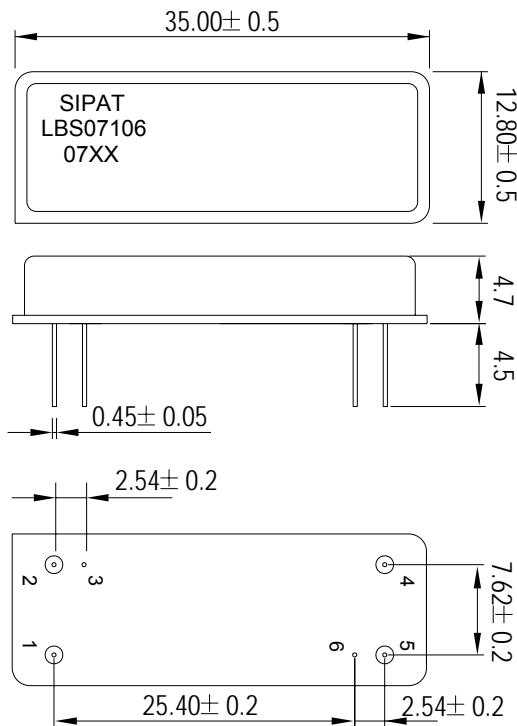
Matching Configuration



Source/Load Impedance=50 ohm

Notes - Component values may change depending on board layout.

Package Dimension



Pad Configuration:

Input 1
 Output 5
 Ground All Others

Marking Configuration:

- 1) SIPAT: Manufacturer Name
- 2) LBS07106: Part Number
- 3) 07XX: Date Code

Package: DIP3512

Unit: mm

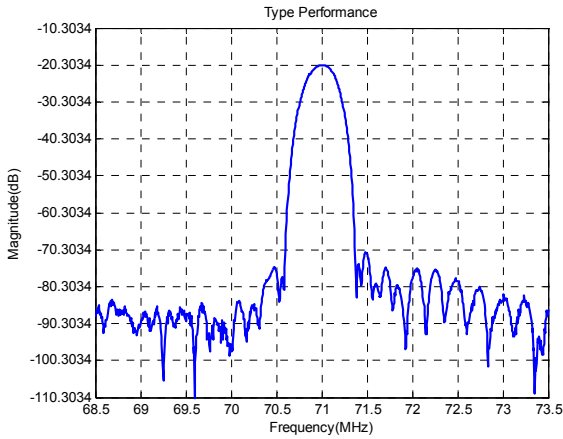


SIPAT Co., Ltd.
 (CETC No.26 Research Institute)
 #14 Nanping Huayuan Road,
 Chongqing, China, 400060

| | | |
|-------------|------------|----------|
| Part Number | LBS07106 | |
| Rev. Date | 2008-01-08 | |
| Ver. | 2.0 | Page 2/3 |

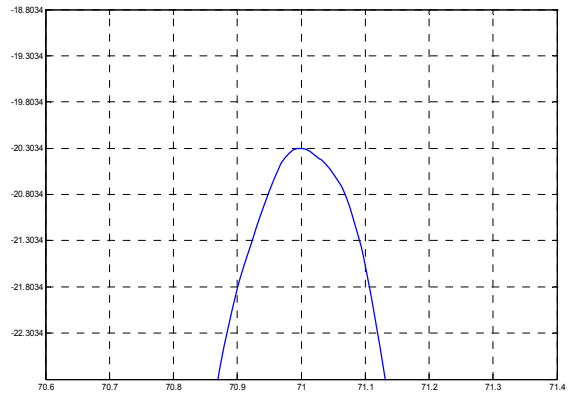
Typical Performance

Frequency Respond



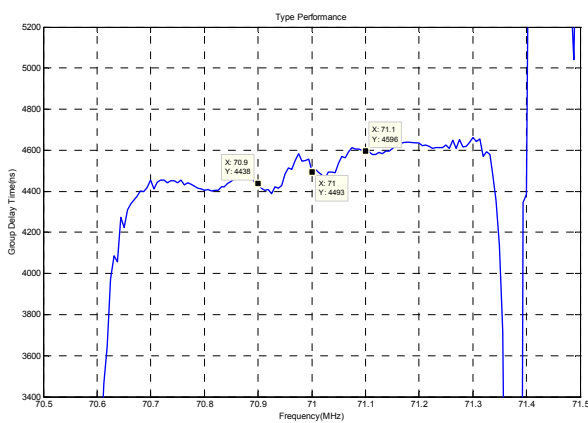
Horizontal: 0.5MHz/Div Vertical: 10dB/Div

Passband Respond



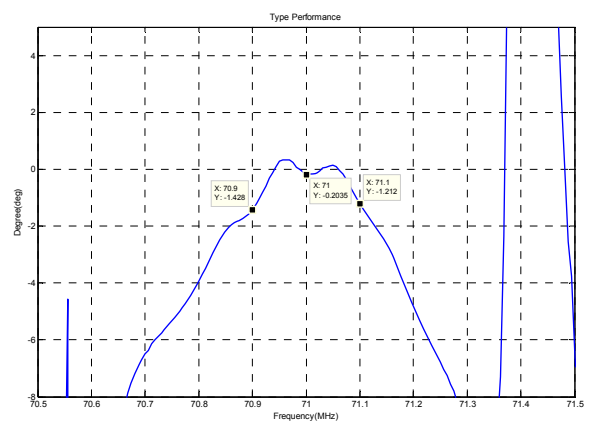
Horizontal: 0.1MHz/Div Vertical: 0.5dB/Div

Group Delay Variation(f0±0.1MHz)



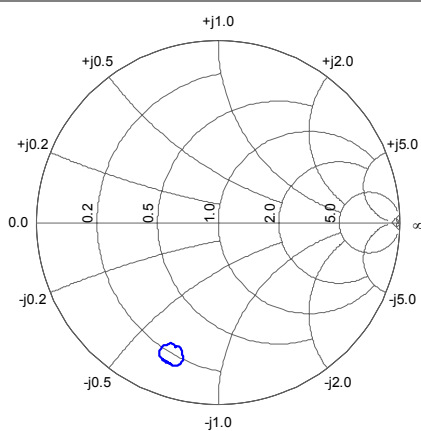
Horizontal: 0.1MHz/Div Vertical: 200ns/Div

Phase Linearity(f0±0.1MHz)

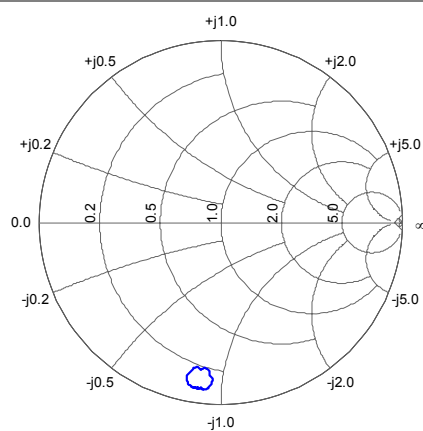


Horizontal: 0.1MHz/Div Vertical: 2deg/Div

Smith Chart S11



Smith Chart S22



SIPAT Co., Ltd.
(CETC No.26 Research Institute)
#14 Nanping Huayuan Road,
Chongqing, China, 400060

| | | |
|-------------|------------|----------|
| Part Number | LBS07106 | |
| Rev. Date | 2008-01-08 | |
| Ver. | 2.0 | Page 3/3 |