



DATA SHEET

1A1~1A7

MINIATURE PLASTIC SILICON RECTIFIER

VOLTAGE 50 to 1000 Volts **CURRENT** 1.0 Amperes

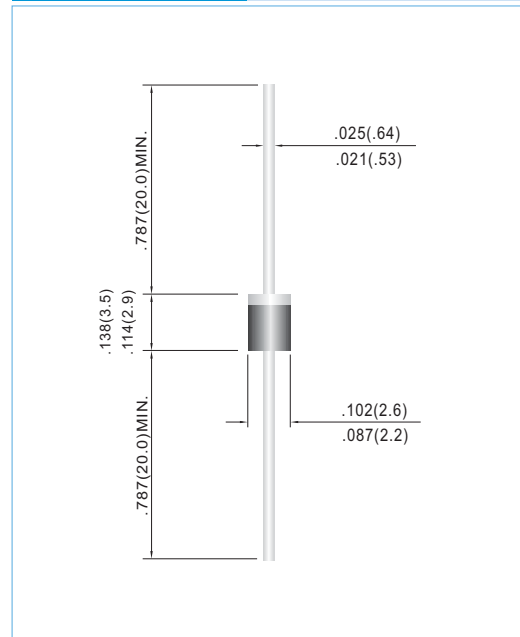
R-1 Unit: inch(mm)

FEATURES

- High reliability.
- Low leakage.
- Low forward voltage drop.
- High current capability.
- Exceeds environmental standards of MIL-S-19500 / 228
- In compliance with EU RoHS 2002/95/EC directives

MECHANICAL DATA

- Case: Molded plastic, R-1
- Epoxy: UL 94V-O rate flame retardant.
- Lead: MIL-STD-750 method 2026
- Mounting Position: Any
- Weight: 0.0064 ounce, 0.181 gram



MAXIMUM RATINGS AND ELECTRICAL CHARACTERISTICS

Ratings at 25°C ambient temperature unless otherwise specified. Resistive or inductive load, 60Hz.

PARAMETER	SYMBOL	1A1	1A2	1A3	1A4	1A5	1A6	1A7	UNITS
Maximum Recurrent Peak Reverse Voltage	V_{RRM}	50	100	200	400	600	800	1000	V
Maximum RMS Voltage	V_{RMS}	35	70	140	280	420	560	700	V
Maximum DC Blocking Voltage	V_{DC}	50	100	200	400	600	800	1000	V
Maximum Average Forward Current .375" (9.5mm) lead length at $T_A=50^\circ\text{C}$	$I_{F(AV)}$	1.0							A
Peak Forward Surge Current : 8.3ms single half sine-wave superimposed on rated load(JEDEC method)	I_{FSM}	30							A
Maximum Forward Voltage at 1.0A	V_F	1.1							V
Maximum DC Reverse Current at $T_J=25^\circ\text{C}$ Rated DC Blocking Voltage $T_J=100^\circ\text{C}$	I_R	5.0 50							μA
Typical Junction capacitance (Note 1)	C_J	15							pF
Typical Thermal Resistance	$R_{\theta JA}$	60							$^\circ\text{C} / \text{W}$
Operating Junction and Storage Temperature Range	T_J, T_{STG}	-55 TO +150							$^\circ\text{C}$

NOTES:

1. Measured at 1MHz and applied reverse voltage of 4.0 volts.



RATING AND CHARACTERISTIC CURVES

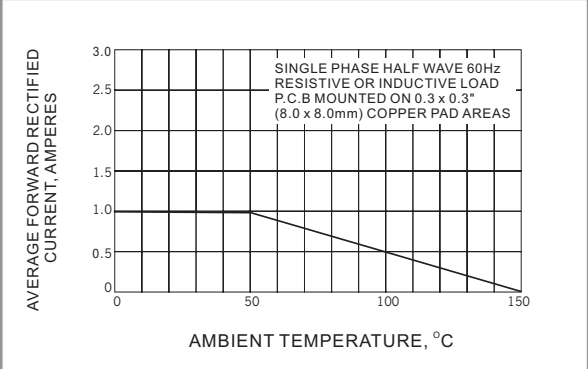


Fig.1 FORWARD CURRENT DERATING CURVE

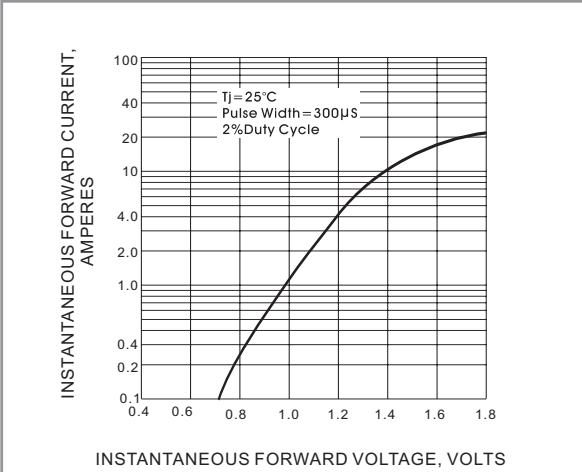


Fig.2-TYPICAL INSTANTANEOUS FORWARD CHARACTERISTICS

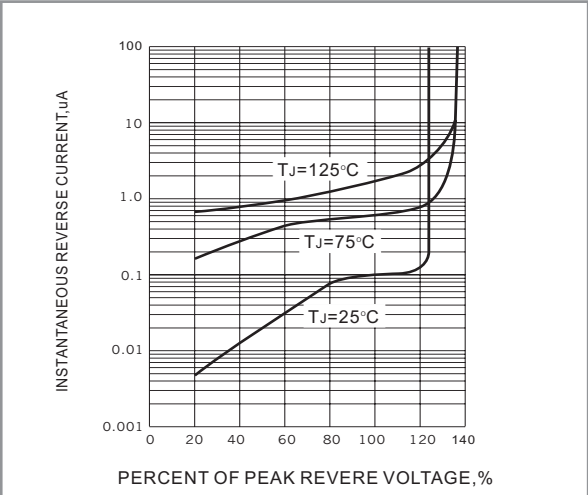


Fig.3 TYPICAL REVERSE CHARACTERISTICS

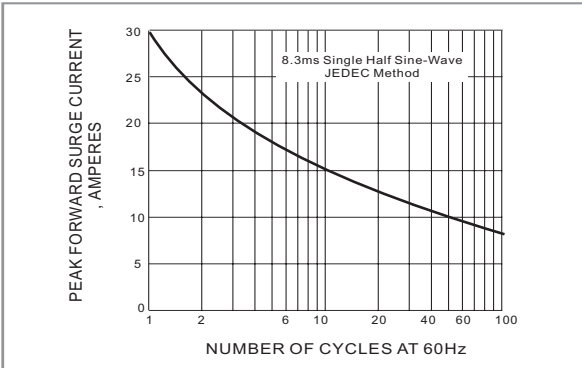


Fig.4-MAXIMUM NON-REPETITIVE PEAK FORWARD SURGE CURRENT

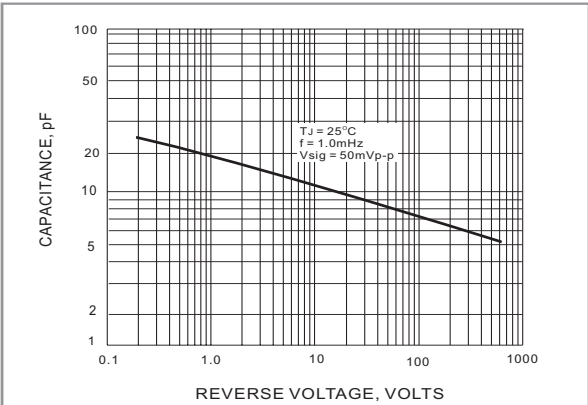


Fig.5 TYPICAL JUNCTION CAPACITANCE

LEGAL STATEMENT

Copyright PanJit International, Inc 2007

The information presented in this document is believed to be accurate and reliable. The specifications and information herein are subject to change without notice. Pan Jit makes no warranty, representation or guarantee regarding the suitability of its products for any particular purpose. Pan Jit products are not authorized for use in life support devices or systems. Pan Jit does not convey any license under its patent rights or rights of others.