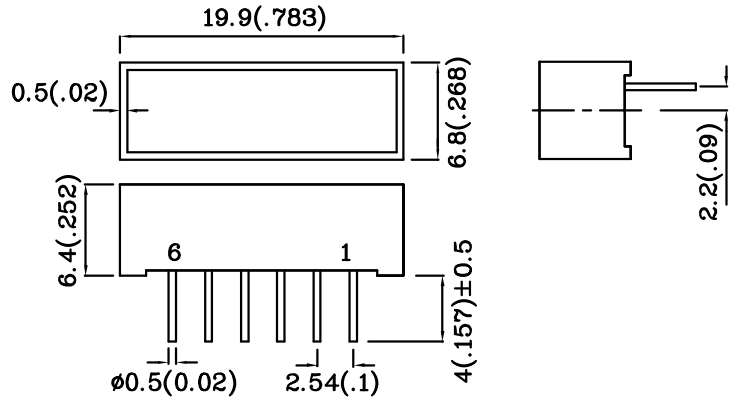
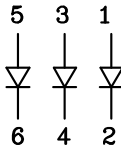


Features

- UNIFORM LIGHT EMITTING AREA.
- EASILY MOUNTED ON P.C. BOARDS OR INDUSTRY STANDARD SOCKETS.
- FLUSH MOUNTABLE.
- EXCELLENT ON/OFF CONTRAST.
- CAN BE USED WITH PANELS AND LEGEND MOUNTS.
- MECHANICALLY RUGGED.
- I.C. COMPATIBLE.
- RoHS COMPLIANT.



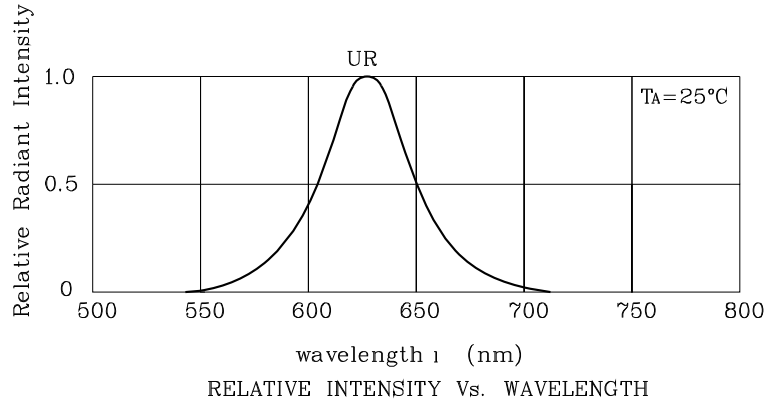
Notes:

1. All dimensions are in millimeters (inches).
2. Tolerance is $\pm 0.25(0.01)$ unless otherwise noted.
3. Specifications are subject to change without notice.

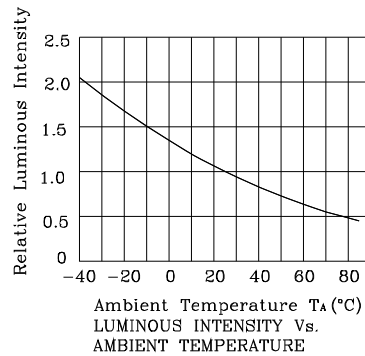
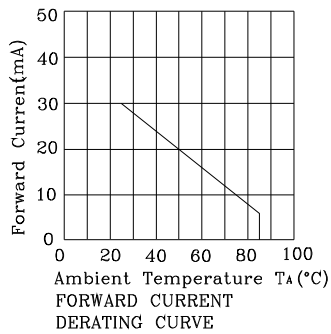
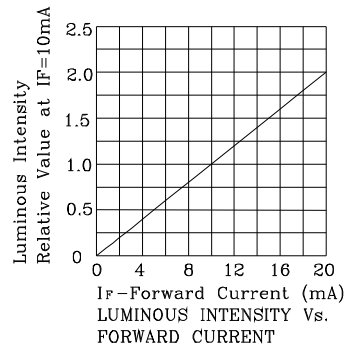
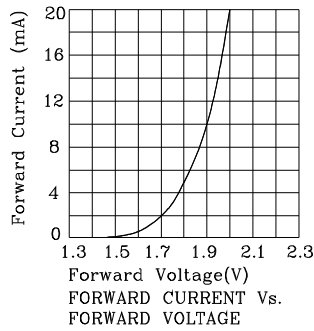
| Absolute Maximum Ratings (TA=25°C) | | UR (GaAsP/GaP) | Unit |
|--|-----------------------|-------------------|------|
| Reverse Voltage | VR | 5 | V |
| Forward Current | IF | 30 | mA |
| Forward Current (Peak) 1/10 Duty Cycle 0.1ms Pulse Width | iFS | 160 | mA |
| Power Dissipation | PT | 75 | mW |
| Operating Temperature | TA | -40 ~ +85 | °C |
| Storage Temperature | Tstg | -40 ~ +85 | |
| Lead Solder Temperature [2mm Below Package Base] | 260°C For 3~5 Seconds | | |

| Operating Characteristics (TA=25°C) | | UR (GaAsP/GaP) | Unit |
|---|-----------------|-------------------|------|
| Forward Voltage (Typ.) (IF=10mA) | VF | 1.9 | V |
| Forward Voltage (Max.) (IF=10mA) | VF | 2.5 | V |
| Reverse Current (Max.) (VR=5V) | IR | 10 | uA |
| Wavelength Of Peak Emission (Typ.) (IF=10mA) | λP | 627 | nm |
| Wavelength Of Dominant Emission (Typ.) (IF=10mA) | λD | 625 | nm |
| Spectral Line Full Width At Half-Maximum (Typ.) (IF=10mA) | $\Delta\lambda$ | 45 | nm |
| Capacitance (Typ.) (VF=0V, f=1MHz) | C | 15 | pF |

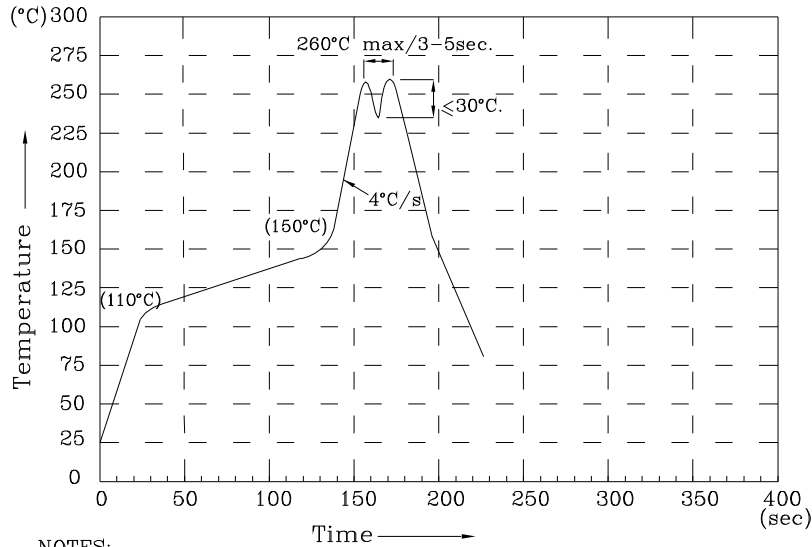
| Part Number | Emitting Color | Emitting Material | Lens-color | Luminous Intensity (IF=10mA) mcd | | Wavelength nm λP |
|--|----------------|-------------------|--------------|--|------|---------------------------------|
| | | | | min. | typ. | |
| EUR30D | Red | GaAsP/GaP | Red Diffused | 8 | 30 | 627 |
| Published Date : MAR 13,2008 Drawing No : SDSA3857 V3 Checked : Shin Chi P.1/4 | | | | | | |



❖ UR



Wave Soldering Profile For Lead-free Through-hole LED.



NOTES:

1. Recommend the wave temperature 245°C~260°C. The maximum soldering temperature should be less than 260°C.
2. Do not apply stress on epoxy resins when temperature is over 85 degree°C.
3. The soldering profile apply to the lead free soldering (Sn/Cu/Ag alloy).
4. No more than once.

Remarks:

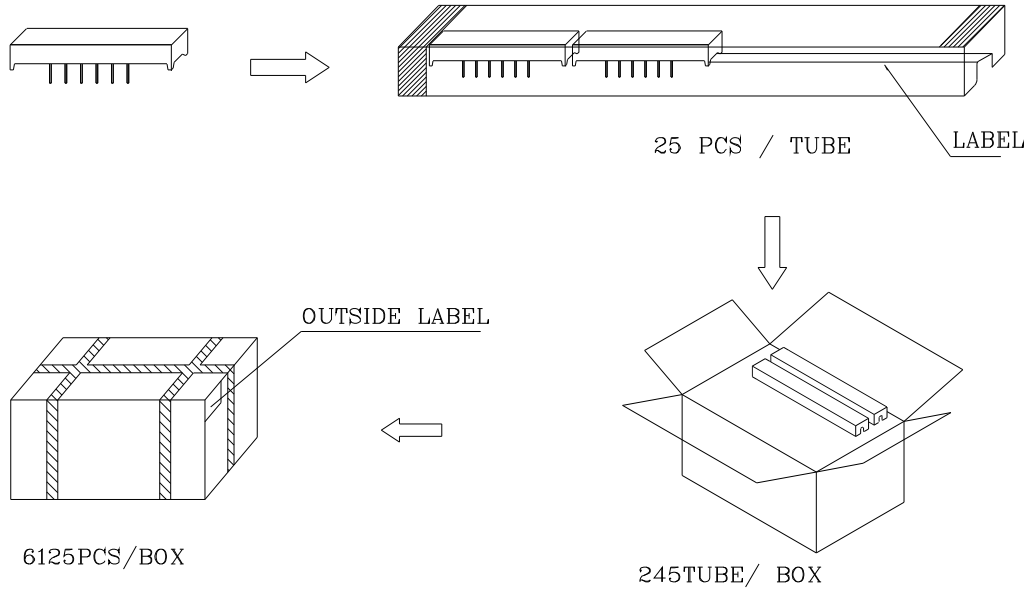
If special sorting is required (e.g. binning based on forward voltage, Luminous intensity / luminous flux, or wavelength), the typical accuracy of the sorting process is as follows:

1. Wavelength: +/-1nm
2. Luminous intensity / luminous flux: +/-15%
3. Forward Voltage: +/-0.1V

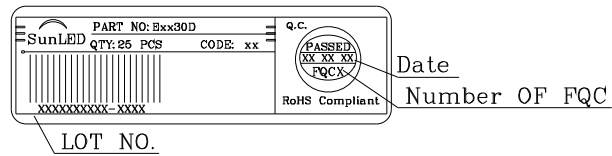
Note: Accuracy may depend on the sorting parameters.

PACKING & LABEL SPECIFICATIONS

EUR30D



Inside LABEL Paste On The IC-tube



Outside LABEL Paste On The Box

