

PLEASE CHECK WWW.MOLEX.COM FOR LATEST PART INFORMATION

Part Number: [0717422002](#)
Status: **Active**
Description: 1.00mm (.039") Pitch Mezzanine Receptacle, Surface Mount, Dual Row, Vertical Stacking, 7.30mm (.406") Stack Height, 84 Circuits, 0.25µm (10µ") Gold Plating, Tube Packaging

Documents:

[3D Model](#) [Product Specification PS-71741-9999 \(PDF\)](#)
[Drawing \(PDF\)](#) [RoHS Certificate of Compliance \(PDF\)](#)

General

Product Family PCB Receptacles
 Series [71742](#)
 Application Board-to-Board
 Product Name Mezzanine

Physical

Circuits (Loaded) 84
 Color - Resin Natural
 Glow-Wire Compliant No
 Lock to Mating Part Yes
 Material - Metal Phosphor Bronze
 Material - Plating Mating Gold
 Material - Plating Termination Tin
 Material - Resin High Temperature Thermoplastic
 Number of Rows 2
 Orientation Vertical
 PCB Locator Yes
 PCB Retention None
 PCB Thickness Recommended (in) 0.040 In
 PCB Thickness Recommended (mm) 1.00 mm
 Packaging Type Tube
 Pitch - Mating Interface (in) 0.039 In
 Pitch - Mating Interface (mm) 1.00 mm
 Plating min: Mating (µin) 10
 Plating min: Mating (µm) 0.25
 Plating min: Termination (µin) 40.8
 Plating min: Termination (µm) 1.02
 Polarized to PCB No
 Robotic Placement Pick and Place Cap
 Surface Mount Compatible (SMC) N/A
 Temperature Range - Operating -55°C to +85°C
 Termination Interface: Style Surface Mount

Electrical

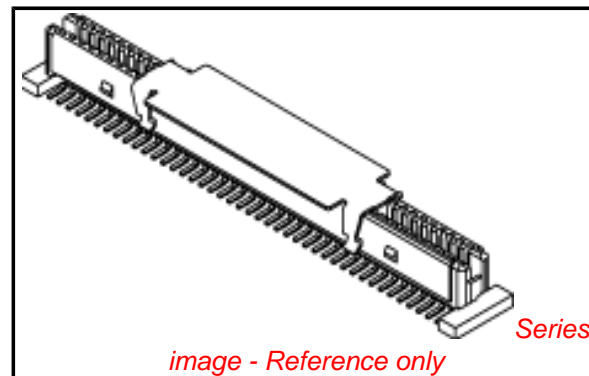
Current - Maximum per Contact 1A
 Voltage - Maximum 100V

Solder Process Data

Duration at Max. Process Temperature (seconds) 40
 Lead-free Process Capability Reflow Capable (SMT only)
 Max. Cycles at Max. Process Temperature 3
 Process Temperature max. C 260

Material Info

Reference - Drawing Numbers



EU RoHS

ELV and RoHS Compliant

REACH SVHC

Contains SVHC: No

Halogen-Free

Status

Not Reviewed

Need more information on product environmental compliance?

Email productcompliance@molex.com
 For a multiple part number RoHS Certificate of Compliance, [click here](#)

Please visit the [Contact Us](#) section for any non-product compliance questions.

China RoHS



Search Parts in this Series

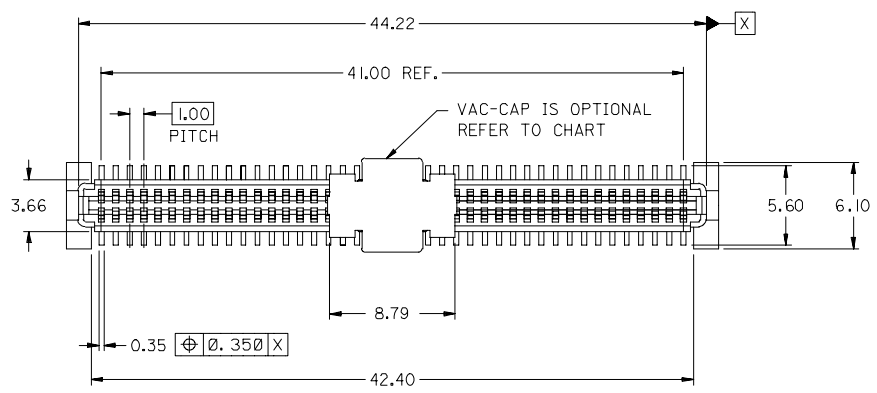
[71742Series](#)

Mates With

[717410](#) for Stack Height 12mm

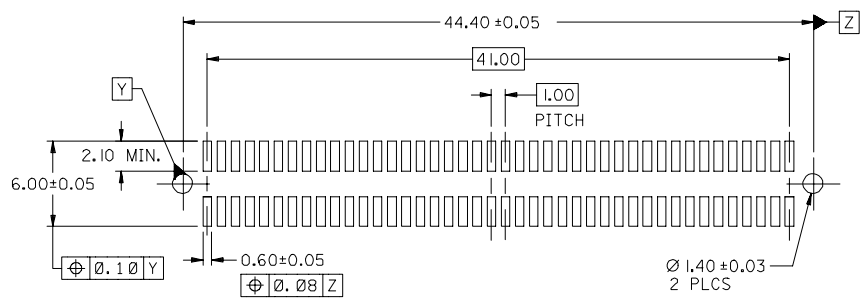
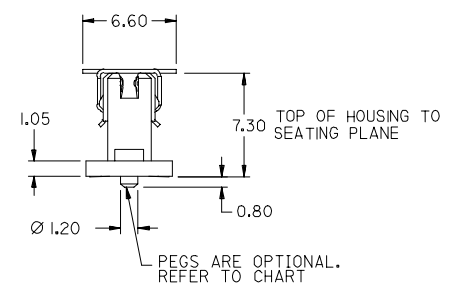
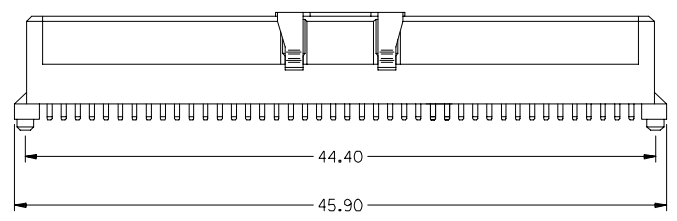
This document was generated on 04/08/2010

PLEASE CHECK WWW.MOLEX.COM FOR LATEST PART INFORMATION



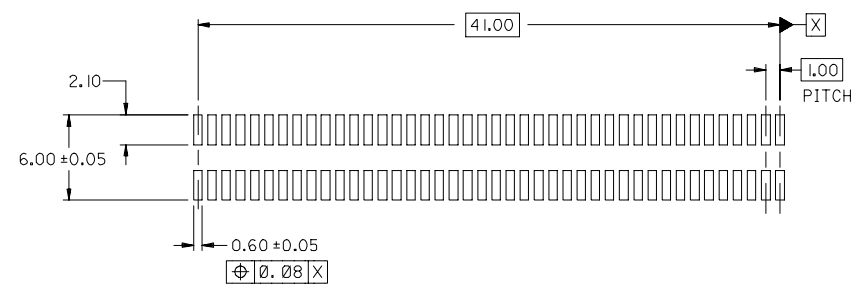
NOTES:

- HOUSING MATERIAL: G.F. THERMOPLASTIC; UL RATING: 94V-0; COLOR: WHITE. TERMINAL MATERIAL: PHOSPHOR BRONZE. VACUUM CAP MATERIAL: STAINLESS STEEL.
- CONTACT FINISH: SEE CHART FOR THICKNESS OF GOLD PLATING IN CONTACT AREA, 1.90 MICROMETER MINIMUM TIN PLATING IN SOLDER TAIL AREA, OVER NICKEL PLATING OVERALL.
- THIS PART CONFORMS TO MOLEX PRODUCT SPECIFICATION PS-71741-9999.
- PACKAGING: REFER TO CHART.



RECOMMENDED PCB LAYOUT — WITH PEGS

RECOMMENDED PCB THICKNESS: 1.0±0.1mm MINIMUM



RECOMMENDED PCB LAYOUT — WITHOUT PEGS

RECOMMENDED PCB THICKNESS: 1.0±0.1mm MINIMUM

2	A
1	B
SHT	REV

71742-2004	0.76 (30 MICROINCH)	YES	NO	PK-70873-0601	TUBES
71742-2003	0.76 (30 MICROINCH)	YES	YES	PK-70873-063	TAPE & REEL
71742-2002	0.25 (10 MICROINCH)	YES	NO	PK-70873-0601	TUBES
71742-2001	0.25 (10 MICROINCH)	YES	YES	PK-70873-063	TAPE & REEL

ADD -2003 & -2004
 EC NO: UICP2007-1510
 DRAWN BY: BBARKER 2007/01/04
 CHKD: MBARRA 2007/01/04
 APPR: SMILLER 2007/01/05
 REV: DESCRIPTION

QUALITY SYMBOLS	
▽=0	▽=0
GENERAL TOLERANCES (UNLESS SPECIFIED)	
	mm
4 PLACES ± ---	± ---
3 PLACES ± ---	± ---
2 PLACES ± 0.25	± ---
1 PLACE ± ---	± ---
ANGULAR ±1/2°	
DRAFT WHERE APPLICABLE MUST REMAIN WITHIN DIMENSIONS	

DIMENSION STYLE	
MM ONLY	
DRAWN BY	DATE
BBARKER	2005/11/16
CHECKED BY	DATE
BSMART	2005/11/16
APPROVED BY	DATE
SMILLER	2005/11/16
MATERIAL NO.	
SEE TABLE	

SCALE 4:1 DESIGN UNITS METRIC THIRD ANGLE PROJECTION

SALES ASSY, 1.0MM 84 CKT BOARD-TO-BOARD RECP. 7.30/.406 HIGH

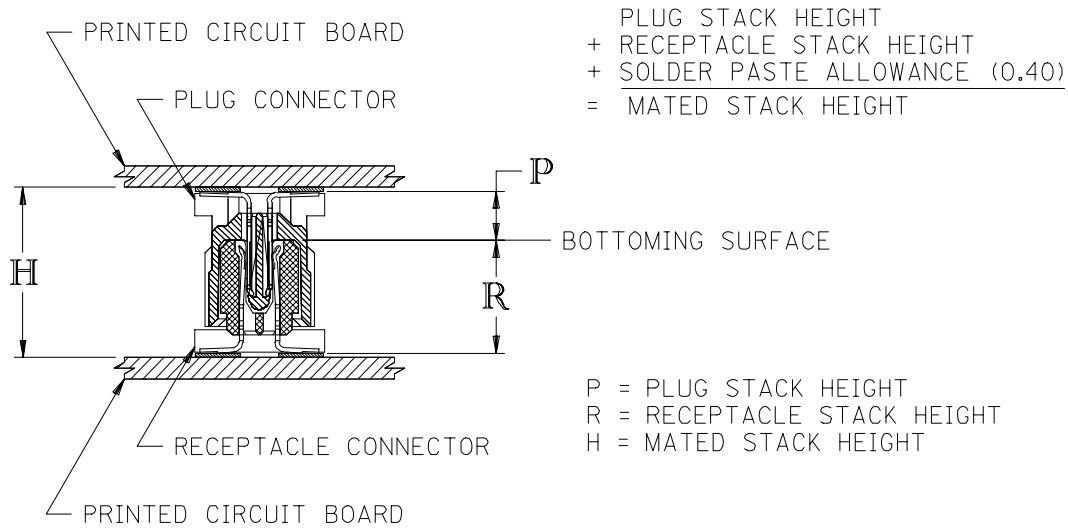
molex MOLEX INCORPORATED

DOCUMENT NO. SD-71742-002 SHEET NO. 1 OF 2

THIS DRAWING CONTAINS INFORMATION THAT IS PROPRIETARY TO MOLEX INCORPORATED AND SHOULD NOT BE USED WITHOUT WRITTEN PERMISSION

RECOMMENDED PLUG/RECEPTACLE COMBINATION FOR MATED STACK HEIGHT PER EIA STANDARD 700 AAAB

MATED STACK HEIGHT	RECEPTACLE		PLUG		
	STACK HEIGHT	SERIES NUMBER	OVERALL HEIGHT	STACK HEIGHT	SERIES NUMBER
12.00	7.30	71742-2***	8.30	4.30	71741-0***
10.00			6.30	2.30	71741-2***



INITIAL RELEASE FC NO: UCP2006-1296 DRAWN BY: BBARKER 2006/01/30 CHKD: MBARRA 2006/02/03 APPR: SMILLER 2006/02/06	QUALITY SYMBOLS ▽=0 ▽=0	GENERAL TOLERANCES (UNLESS SPECIFIED)		DIMENSION STYLE MM ONLY		SCALE 4:1	DESIGN UNITS METRIC	THIRD ANGLE PROJECTION	
		4 PLACES ± --- ± --- 3 PLACES ± --- ± --- 2 PLACES ± 0.25 ± --- 1 PLACE ± --- ± --- ANGULAR ±1/2°	DRAWN BY BBARKER CHECKED BY BSMART APPROVED BY SMILLER	DATE 2005/11/16 DATE 2005/11/16 DATE 2005/11/16	TITLE SALES ASSY, 1.0MM 84 CKT BOARD-TO-BOARD RECEPT. 7.30/.406 HIGH			MATERIAL NO. SEE TABLE	
DRAFT WHERE APPLICABLE MUST REMAIN WITHIN DIMENSIONS		SIZE C		THIS DRAWING CONTAINS INFORMATION THAT IS PROPRIETARY TO MOLEX INCORPORATED AND SHOULD NOT BE USED WITHOUT WRITTEN PERMISSION					