

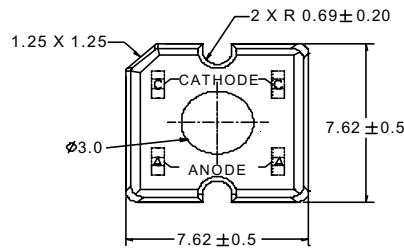


BVZ-916TT4

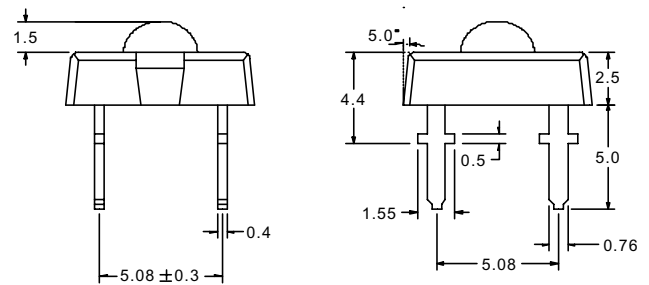
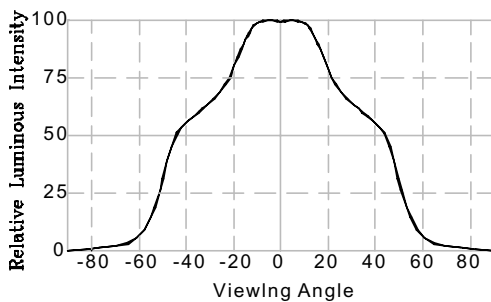
PACKAGE CONFIGURATION

DESCRIPTION

Dice Material : AllnGaP Yellow
Light Color : Yellow Color
Lens Color : Water Transparent



RADIATION PATTERN



Tolerance ± 0.25 mm

ABSOLUTE MAXIMUM RATINGS AT Ta = 25 °C

PARAMETER	MAX.	UNIT
Power Dissipation	224	mW
Continuous Forward Current	70	mA
Peak Forward Current (1/10 Duty Cycle , 0.1ms Pulse Width)	100	mA
Reverse Voltage	5	V
Derating Linear From 50° C	0.9	mA/°C
Operating Temperature Range	-40 to + 100	°C
Storage Temperature Range	-55 to + 100	°C
LED Junction Temperature	125	°C
Soldering Preheat Temperature	100 °C for 30 seconds	
Lead Solder Temperature (1.5mm Below Seating Plane)	260 °C for 5 seconds	

ELECTRICAL / OPTICAL CHARACTERISTICS AT Ta = 25 °C

SYMBOL	PARAMETER	TEST COND.	MIN.	TYP.	MAX.	UNIT
V _F	Forward Voltage	I _F = 70mA		2.6	3.2	V
I _R	Reverse Current	V _R = 5V			100	μA
λ _p	Peak Emission Wavelength	I _F = 70mA		596		nm
λ _d	Dominant Wavelength	I _F = 70mA		594		nm
2θ _{1/2}	Viewing Angle	I _F = 70mA		90		Deg
I _V / Φ _V	Luminous Intensity / Total Flux			0.6		cd/lm
R _{θ j-pin}	Thermal Resistance			125		°C/W

BIN GRADE LIMITS (I_F = 70 mA) Total Flux / lm

Bin	D	E	F	G	H	I
Min.	1.7	2.2	2.8	3.6	4.7	6.0
Max.	2.2	2.8	3.6	4.7	6.0	7.8

Tolerance ± 15%lm

*Bright View reserves the rights to alter specifications and remove availability of products at any time without notice.
*Dominant Wavelength, λ_d is according to CIE Chromaticity Diagram base on color of the device.
*θ_{1/2} is the off-axis angle where the luminous intensity is one half the on-axis intensity.



BVZ-916TT4

TYPICAL ELECTRICAL / OPTICAL CHARACTERISTIC CURVES

FIG. 1 Forward Current vs. Forward Voltage
($T_a = 25^\circ\text{C}$)

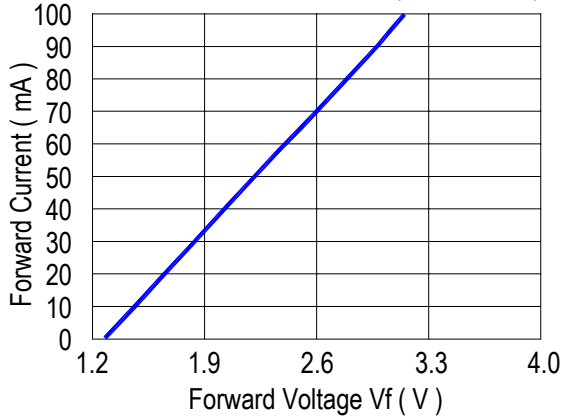


FIG. 2 Relative Total Flux vs. Forward Current
($T_a = 25^\circ\text{C}$)

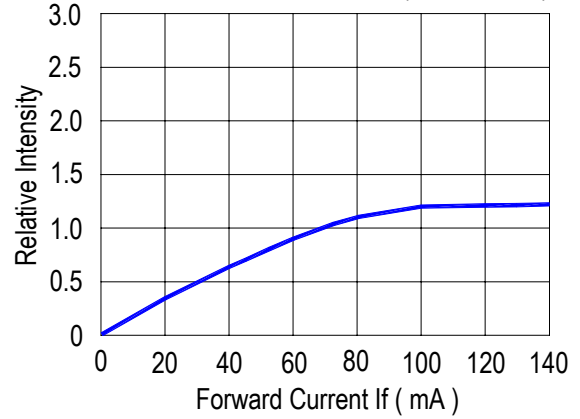


FIG. 3 Forward Voltage vs. Temperature

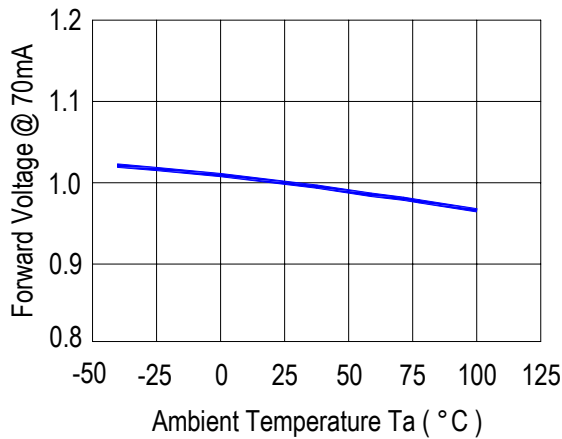


FIG. 4 Relative Intensity vs. Temperature

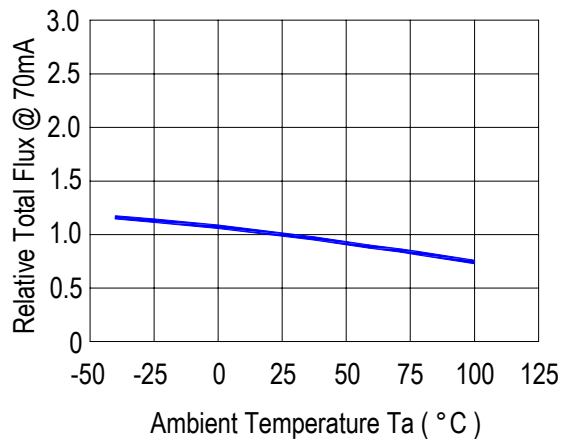


FIG. 5 Relative Intensity vs. Wavelength (λ_p)
($T_a = 25^\circ\text{C}$)

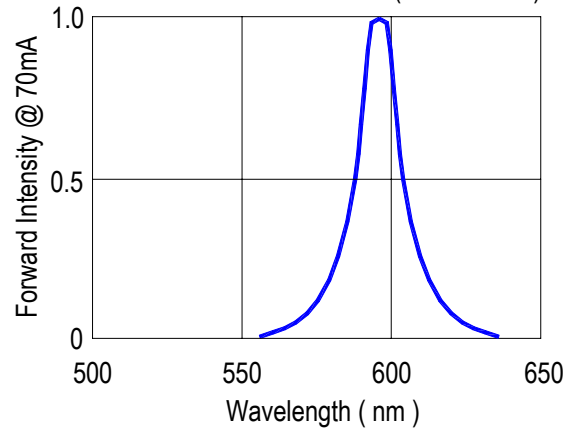
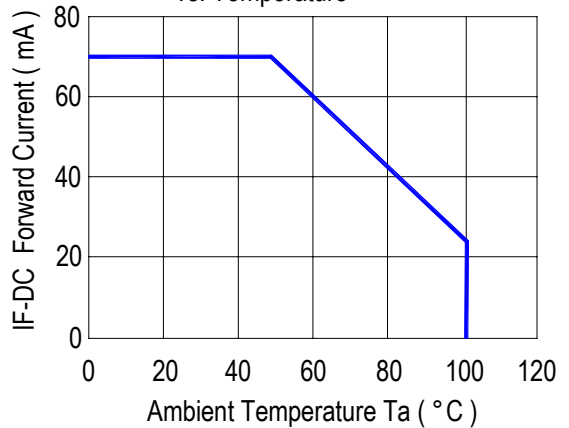
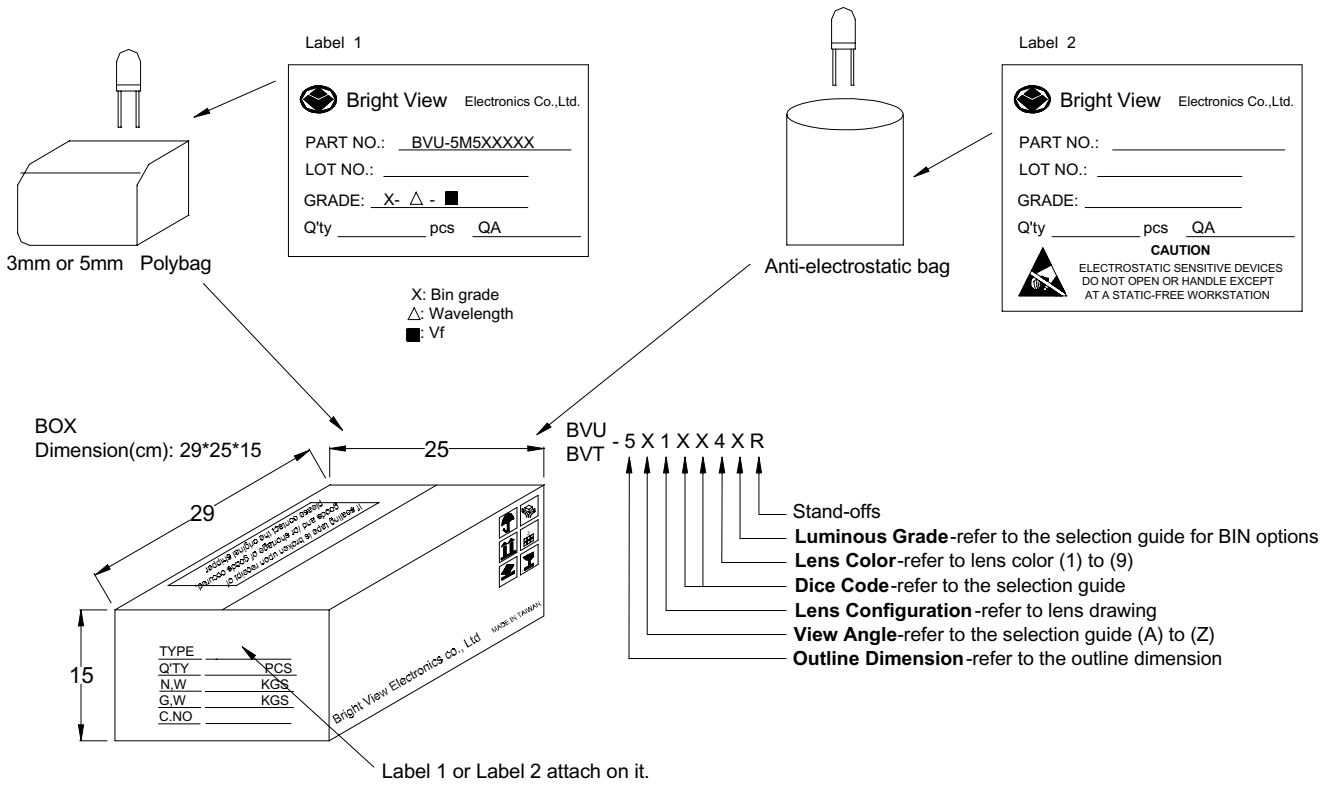


FIG. 6 Maximum Forward Current
vs. Temperature

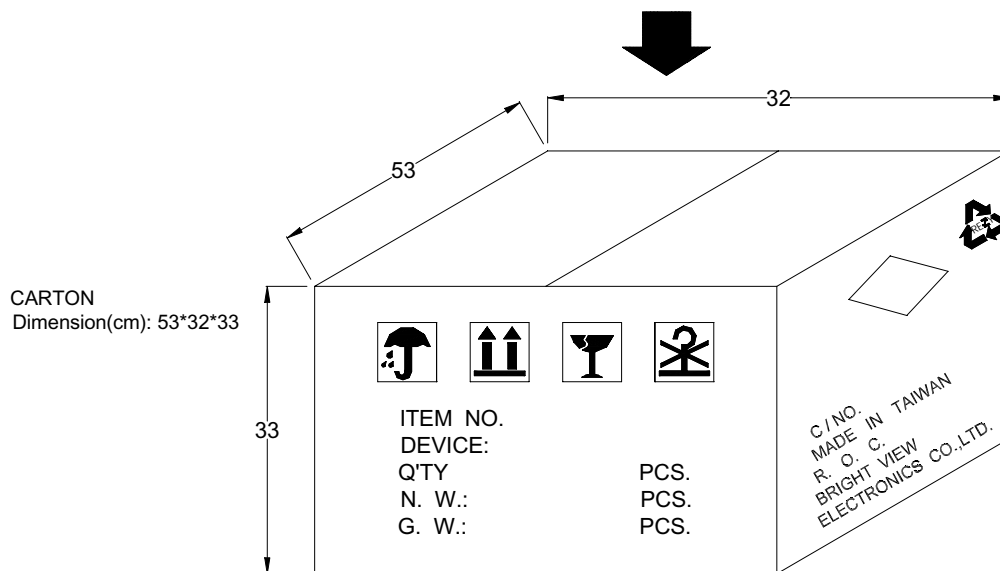




LAMP PACKING



Device	Q'ty / Polybag (pcs)	Polybag / Box A	Fig.
5mm(T-1 3/4)	1000pcs	14 bags	Label 1
3mm(T-1)	1000pcs	20 bags	Label 1
Blue / Green / White	500pcs	18 bags	Label 2



4 Boxes / Carton

5mm : 56,000pcs

3mm : 80,000pcs

Blue / Green / White : 36,000pcs