



TAI-SAW TECHNOLOGY CO., LTD.

No. 3, Industrial 2nd Rd., Ping-Chen Industrial District,
Taoyuan, 324, Taiwan, R.O.C.

TEL: 886-3-4690038 FAX: 886-3-4697532

E-mail: tstsales@mail.taisaw.com Web: www.taisaw.com


Product Specifications Approval Sheet


Product Description: SAW Filter 1575.42 MHz SMD 1.4X1.1 mm (BW=2MHz)

TST Part No.: TA0757A

Customer Part No.: _____

Customer signature required
Company: _____
Division: _____
Approved by : _____
Date: _____

Checked by: _____ Bob Chau 

Approved by: _____ Francis Chen 

Date: _____ 11, 6, 2009

1. Customer signed back is required before TST can proceed with sample build and receive orders.
2. Orders received without customer signed back will be regarded as agreement on the specifications.
3. Any specifications changes must be approved upon by both parties and a new revision of specifications shall be released to reflect the changes.



TAI-SAW TECHNOLOGY CO., LTD.

No. 3, Industrial 2nd Rd., Ping-Chen Industrial District,
Taoyuan, 324, Taiwan, R.O.C.

TEL: 886-3-4690038 FAX: 886-3-4697532

E-mail: tstsales@mail.taisaw.com Web: www.taisaw.com

SAW Filter 1575.42MHz

MODEL NO.:TA0757A

REV. NO.:10

A. MAXIMUM RATING:

1. Input Power Level: 15 dBm
2. DC Voltage : 3V
3. Operating Temperature: -40°C to +85°C
4. Storage Temperature: -40°C to +85°C

RoHS Compliant
Lead free
Lead-free soldering

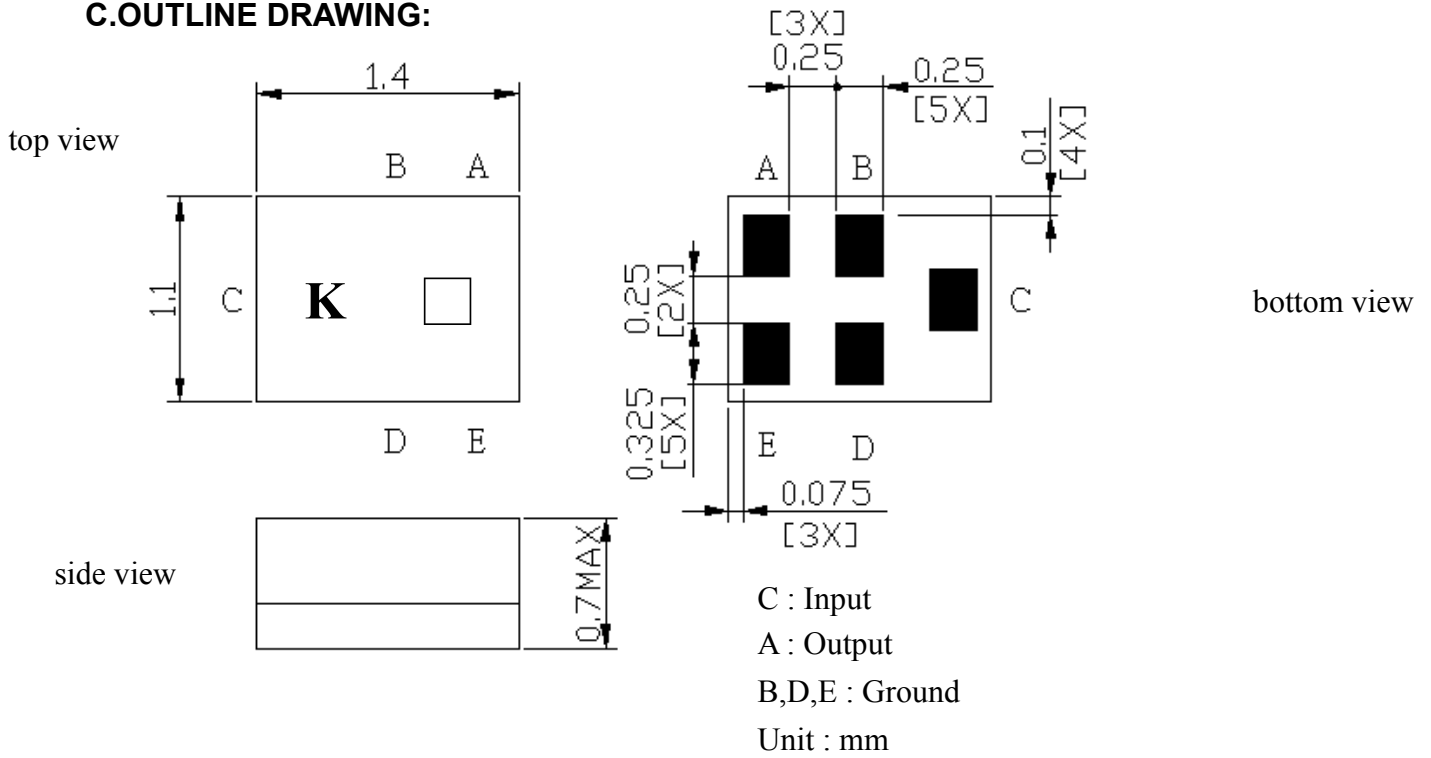
B. ELECTRICAL CHARACTERISTICS:

Terminating source impedance : $Z_s = 50 \Omega$

Terminating load impedance : $Z_L = 50 \Omega$

Item	Unit	Min.	Type.	Max.	Note
Center Frequency	Fc MHz	-	1575.42	-	-
Max. Insertion Loss (1574.42~1576.42 MHz)	IL dB	-	0.9	1.5	-
Amplitude ripple (1574.42~1576.42 MHz)	dB	-	0.1	0.75	-
Bandwidth @ -2dB	MHz	-	40	-	-
VSWR (1574.42~1576.42 MHz)		-	1.15	1.6	-
Attenuation					
D.C~1450 MHz	dB	35	38	-	-
1450~1520 MHz	dB	30	45	-	-
1625~1640 MHz	dB	45	48	-	-
1640~1805 MHz	dB	38	40	-	-
1805~1910 MHz	dB	38	40	-	-
1910~2000 MHz	dB	38	43	-	-
2000~4000 MHz	dB	30	45	-	-
4000~6000 MHz	dB	20	22	-	-

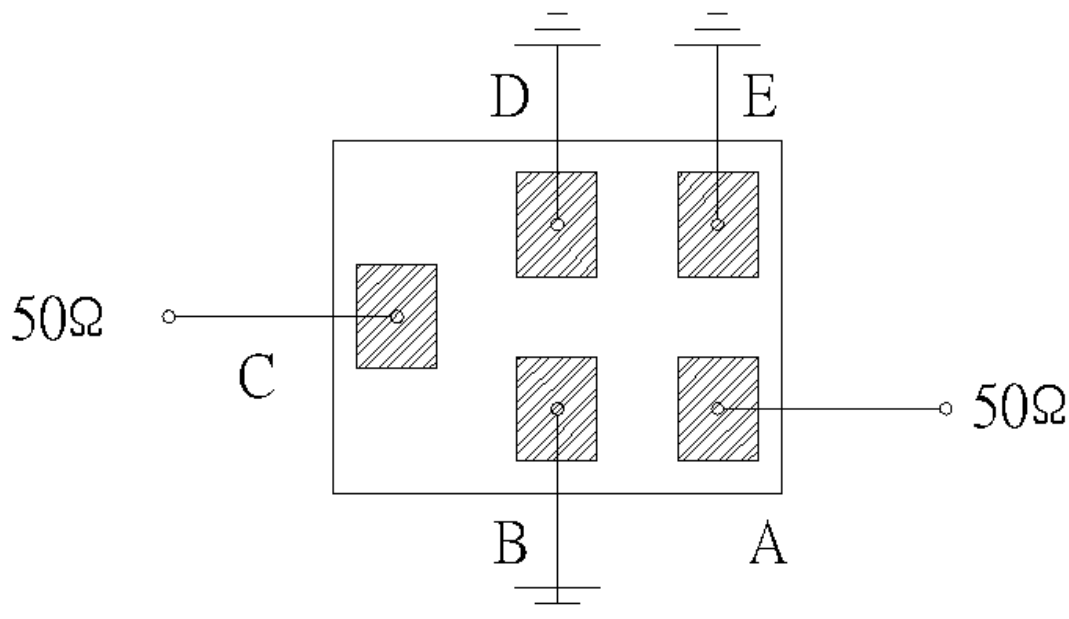
C.OUTLINE DRAWING:



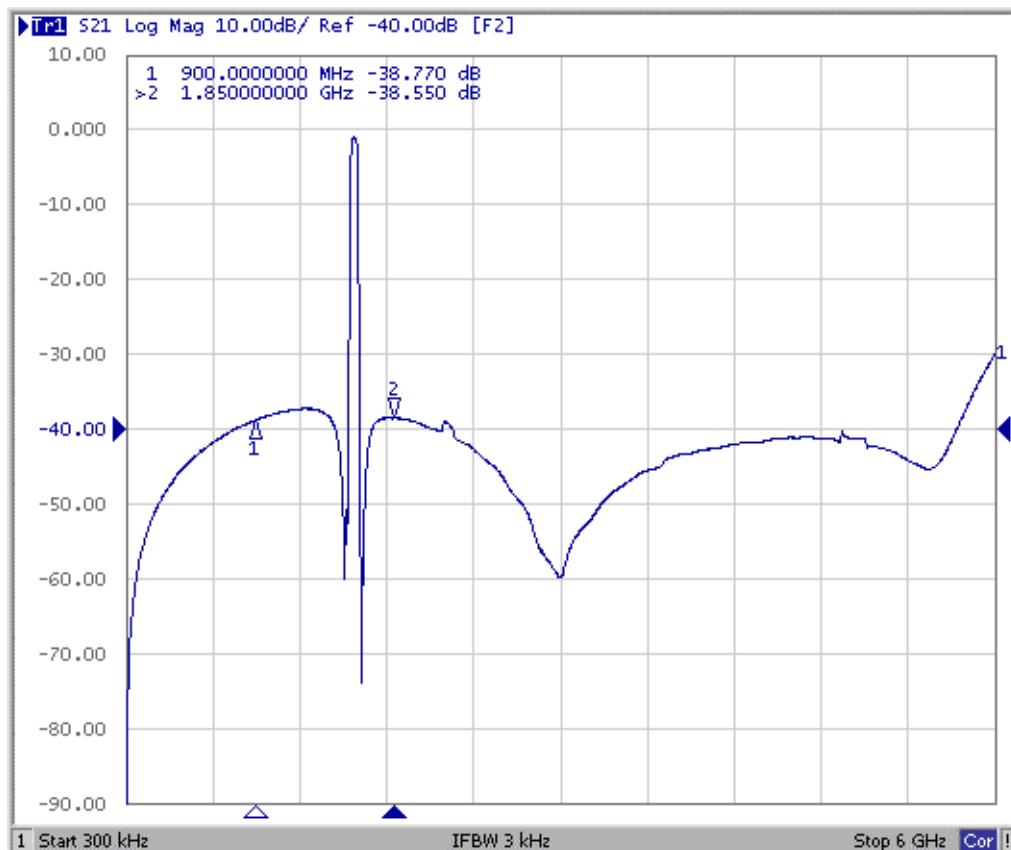
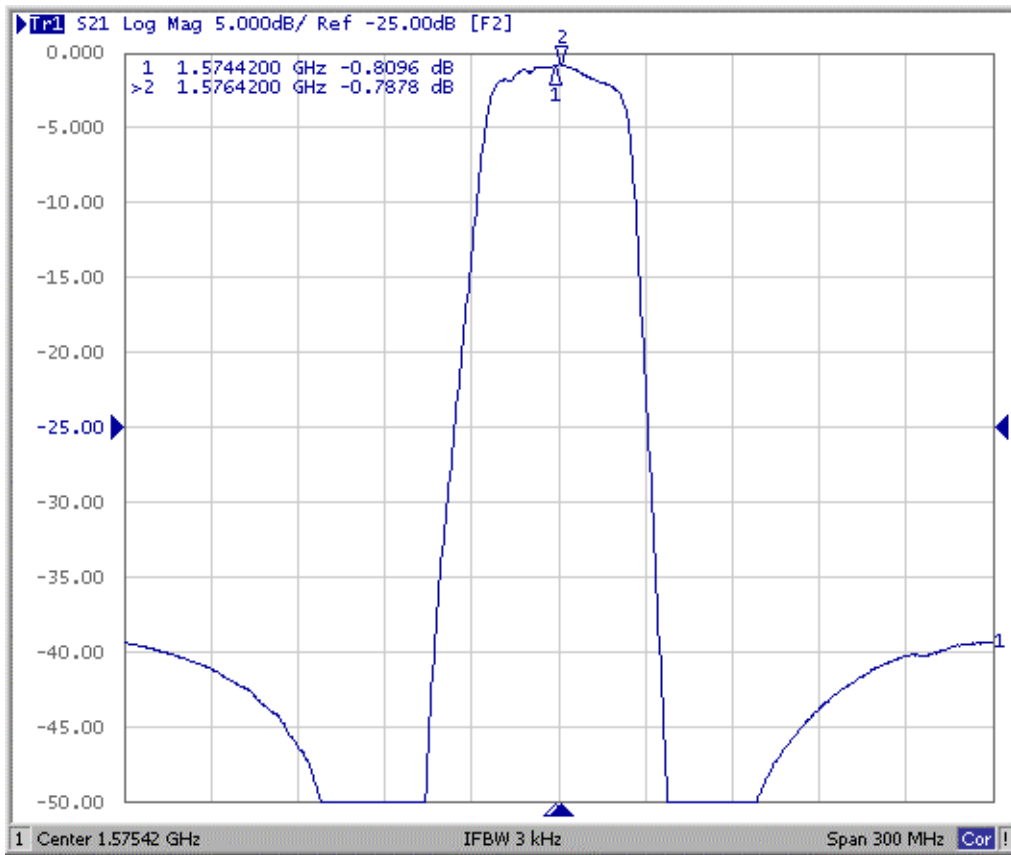
□ : Year/Month Code (Follow the table)

Year/Month	1	2	3	4	5	6	7	8	9	10	11	12
2005	A	B	C	D	E	F	G	H	J	K	L	M
2006	N	P	Q	R	S	T	U	V	W	X	Y	Z
2007	a	b	c	d	e	f	g	h	j	k	l	m
2008	n	p	q	r	s	t	u	v	w	x	y	z
2009	A	B	C	D	E	F	G	H	J	K	L	M
2010	N	P	Q	R	S	T	U	V	W	X	Y	Z

D. MEASUREMENT CIRCUIT:

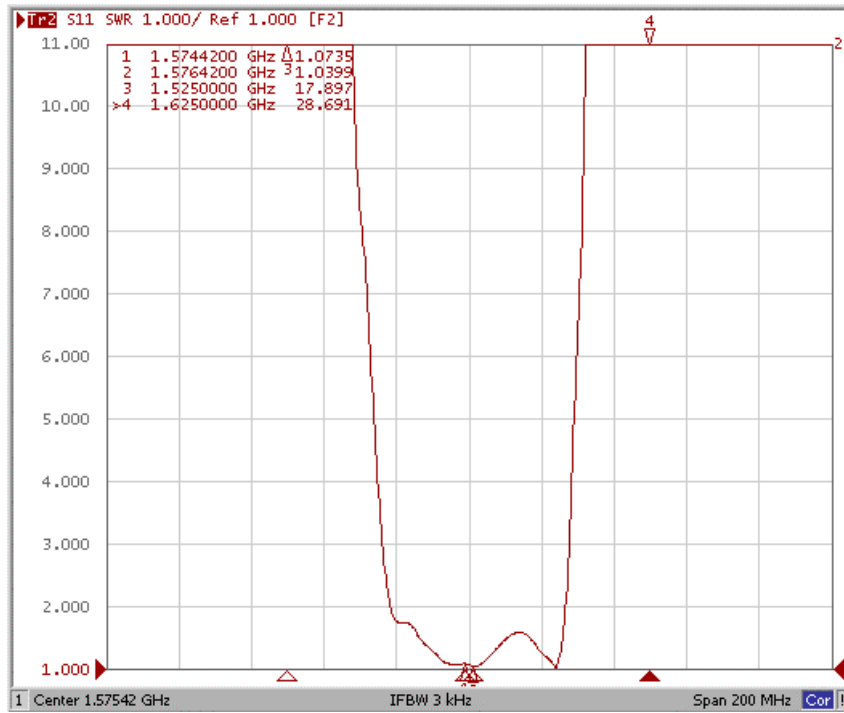


E. Frequency Characteristics :

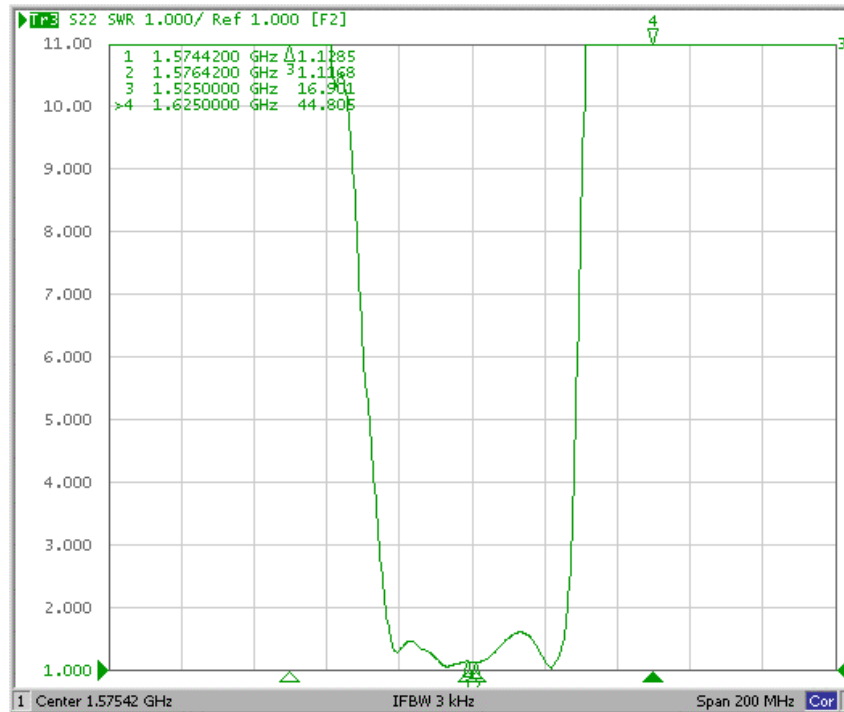


Reflection Functions :

S11



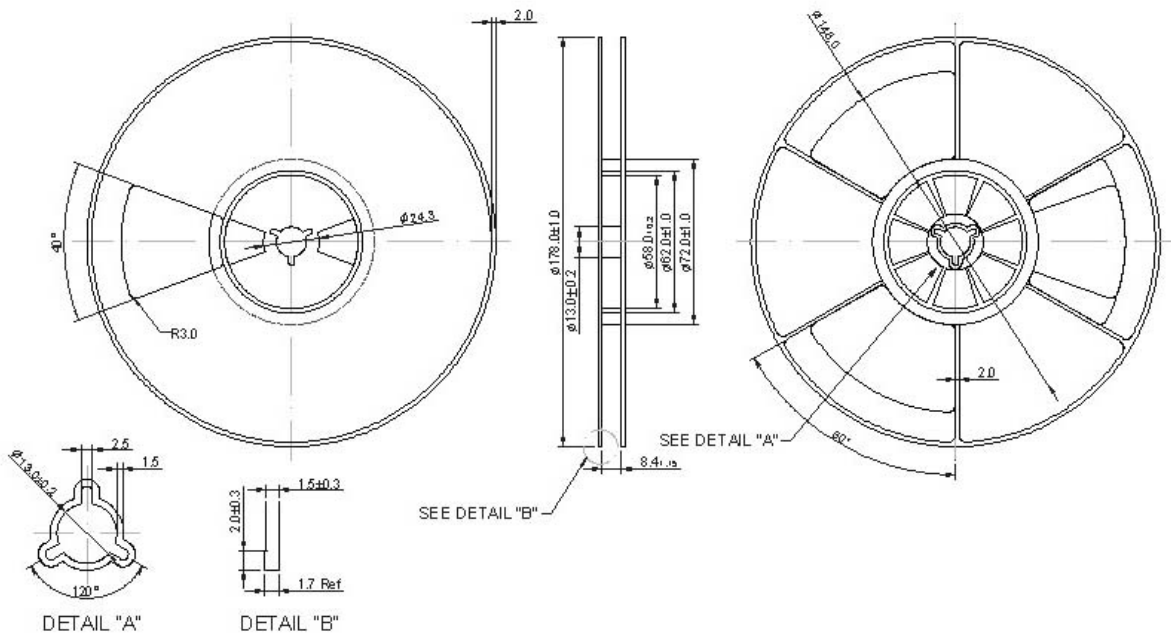
S22



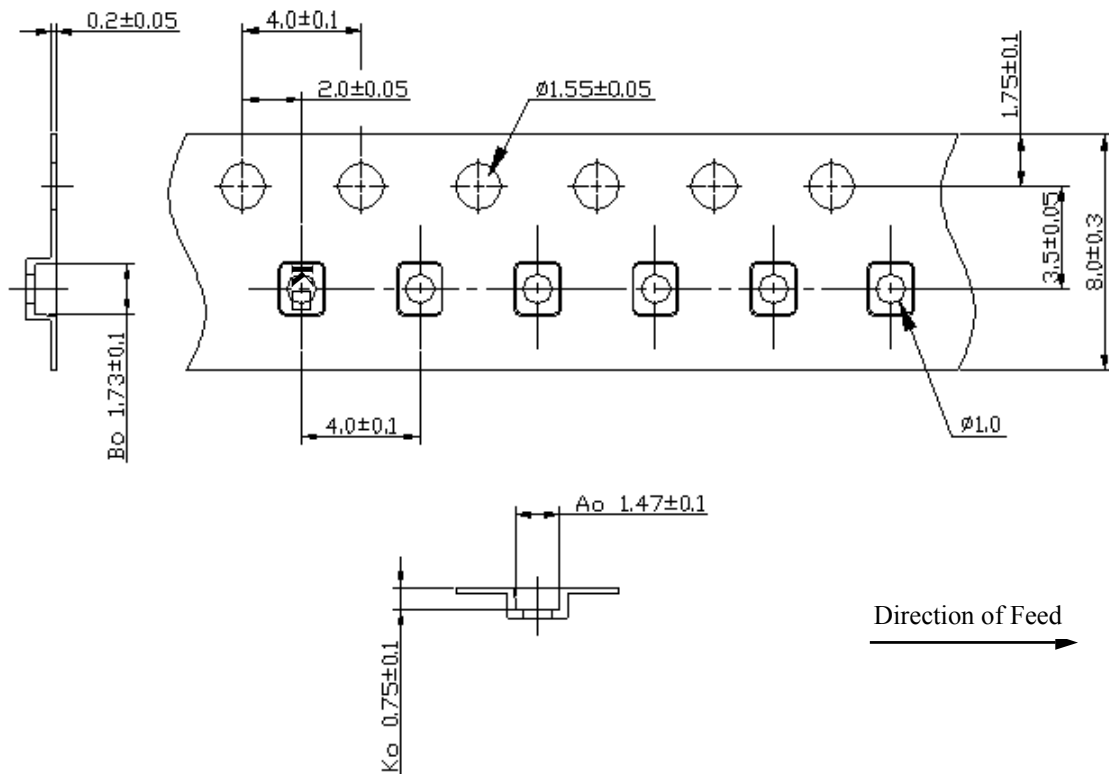
F. PACKING:

1. REEL DIMENSION

(Reel Count : 7"=2000)



2. TAPE DIMENSION



F. RECOMMENDED REFLOW PROFILE :

