

PLEASE CHECK WWW.MOLEX.COM FOR LATEST PART INFORMATION

Part Number: [0760930001](#)
Status: **Active**
Overview: [sfp_stacked_multiport_connectors](#)
Description: Small Form-factor Pluggable Plus (SFP+) Stacked 2-by-5 Multi-Port Connector with 4 Lightpipe Ports, Elastomeric Gasket, 200 Circuits, Tin (Sn)/Lead(Pb) Tails

Documents:

Drawing (PDF)	Test Summary (PDF)
3D Model	Product Specification PS-75310-001 (PDF)
Application Specification (PDF)	RoHS Certificate of Compliance (PDF)

Agency Certification

CSA	LR19980
UL	E29179

General

Product Family	I/O Connectors
Series	76093
Application	Module-to-Board
Component Type	Receptacle
Overview	sfp_stacked_multiport_connectors
Product Name	SFP Plus
Type	N/A

Physical

Boot Color	N/A
Circuits (Loaded)	200
Circuits (maximum)	200
Circuits Detail	200
Color - Resin	Black, Clear (Blue Tint)
Durability (mating cycles max)	100
Flammability	94V-0
Gender	Female
Keying to Mating Part	None
Lock to Mating Part	Yes
Material - Metal	High Performance Alloy (HPA)
Material - Plating Mating	Gold
Material - Plating Termination	Tin-Lead
Material - Resin	High Temperature Thermoplastic, Polycarbonate
Number of Rows	2
Orientation	Right Angle
PC Tail Length (in)	0.081 In
PC Tail Length (mm)	2.07 mm
PCB Locator	Yes
PCB Retention	Yes
PCB Thickness Recommended (in)	0.062 In
PCB Thickness Recommended (mm)	1.57 mm
Packaging Type	Tray
Panel Mount	No
Pitch - Mating Interface (in)	0.031 In
Pitch - Mating Interface (mm)	0.80 mm
Pitch - Term. Interface (in)	0.031 In
Pitch - Term. Interface (mm)	0.80 mm
Plating min: Mating (µin)	30.4
Plating min: Mating (µm)	0.76
Plating min: Termination (µin)	30.4

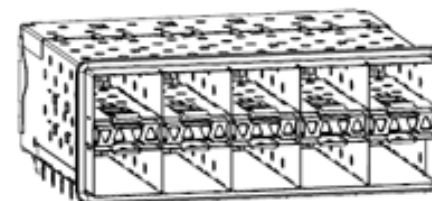


image - Reference only

Series

EU RoHS

RoHS Compliant by Exemption

REACH SVHC

Not Reviewed

Halogen-Free

Status

Not Reviewed

Need more information on product environmental compliance?

Email productcompliance@molex.com
 For a multiple part number RoHS Certificate of Compliance, [click here](#)

Please visit the [Contact Us](#) section for any non-product compliance questions.

China RoHS



Search Parts in this Series

[76093Series](#)

Use With

[0759510999](#) SFP Dust Plug,

Application Tooling | FAQ

Tooling specifications and manuals are found by selecting the products below. Crimp Height Specifications are then contained in the Application Tooling Specification document.

Global

Description	Product #
SFP Stacked Multi-Port Insertion Tool, 2 by 5	0622029980
SFP Stacked Multi-Port Extraction Tool, 2 by 5	0622029990

Plating min: Termination (µm)	0.76
Polarized to Mating Part	Yes
Polarized to PCB	Yes
Ports	10
Surface Mount Compatible (SMC)	No
Temperature Range - Operating	-40°C to +85°C
Termination Interface: Style	Through Hole - Compliant Pin
Waterproof / Dustproof	No

Electrical

Current - Maximum per Contact	0.5A
Grounding to Panel	None
Shield Type	EMI Gasket
Shielded	Yes
Voltage - Maximum	120V AC (RMS)/DC

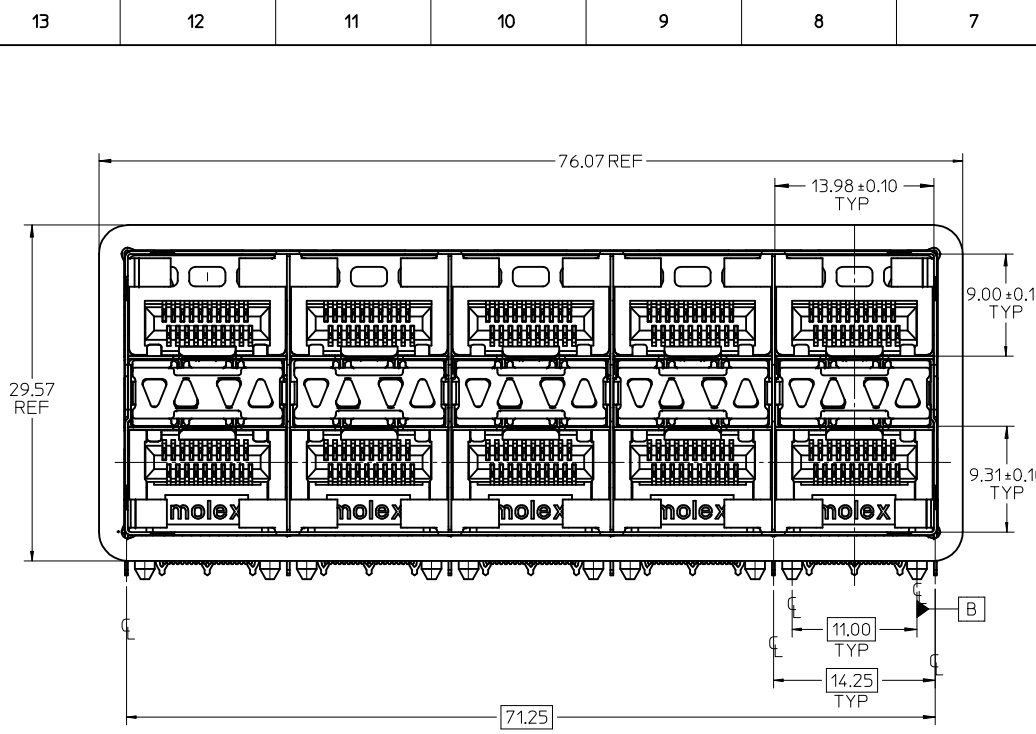
Material Info

Reference - Drawing Numbers

Application Specification	AS-76090-001
Packaging Specification	PK-75733-001
Product Specification	PS-75310-001
Sales Drawing	SD-76093-001
Test Summary	TS-75310-001

This document was generated on 05/28/2010

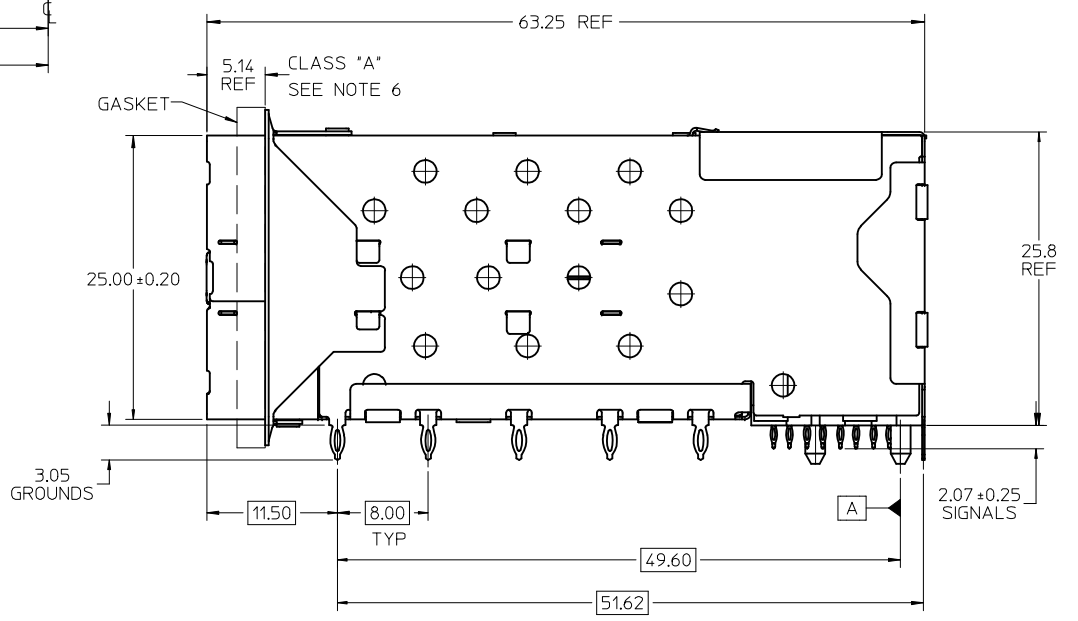
PLEASE CHECK WWW.MOLEX.COM FOR LATEST PART INFORMATION



PART NUMBER	DESCRIPTION	VIEW	COMPLIANT TAIL PLATING
760930001	4 LIGHT PORTS	SEE PG 2	TIN / LEAD
760930002	INNER 2 PORTS	SEE PG 2	TIN / LEAD
760930003	OUTER 2 PORTS	SEE PG 2	TIN / LEAD
760935001	4 LIGHT PORTS	SEE PG 2	TIN
760935002	INNER 2 PORTS	SEE PG 2	TIN
760935003	OUTER 2 PORTS	SEE PG 2	TIN

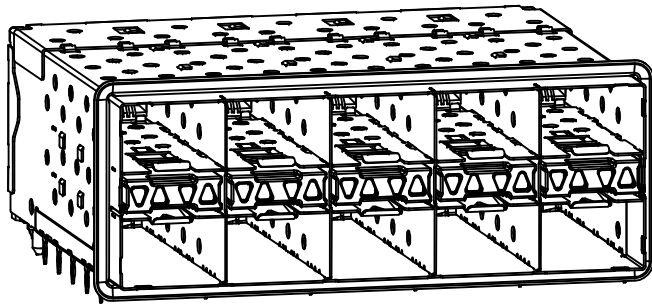
NOTES:

- MATERIAL:
 - CAGE: NICKEL SILVER, THICKNESS: 0.25mm
 - GASKET FLANGE: STAINLESS STEEL
 - EMI GASKET: CONDUCTIVE POLYMER
 - CONNECTOR HOUSING: GLASS FILLED THERMOPLASTIC, UL: 94 V-0, COLOR: BLACK
 - OVERMOLD TERMINAL HOUSING: GLASS FILLED THERMOPLASTIC, UL 94 V-0, COLOR: BLACK
 - TERMINALS: BRASS
 - LIGHT PIPES: POLYCARBONATE, UL 94 V-0, COLOR: CLEAR
 - LIGHT PIPE HOUSING: ZINC
- FINISH
 - TERMINALS: CONTACT AREA: 0.76 MICRONS MIN. HARD GOLD OVER 1.27 MICRONS MIN. NICKEL.
 - COMPLIANT TAIL - TIN/LEAD OPTION: 0.76 - 1.52 MICRONS 90/10 TIN/LEAD OVER 0.76 - 1.52 MICRONS NICKEL
 - COMPLIANT TAIL - TIN OPTION: 0.76 - 1.52 MICRONS TIN OVER 0.76 - 1.52 MICRONS NICKEL
 - LIGHT PIPE HOUSING: 150 MICRONS NICKEL OVER 150 MICRONS COPPER
- REFER TO PS-75310-001 PRODUCT SPEC FOR ALL ELECTRICAL, MECHANICAL AND ENVIRONMENTAL SPECIFICATIONS.
- LIGHT PIPE PAD LAYOUT IS FOR 0805 LOW-PROFILE LED PACKAGE, FOR OTHER RECOMMENDED LAYOUTS REFER TO MOLEX'S REPORT TS-75310-001
- REFER TO PK-75733-001 FOR ALL PACKAGING SPECIFICATIONS.
- ALL EXTERIOR SURFACES TO BE CLASS 'B' SURFACES EXCEPT THE UNDER SIDE OF THE CAGE WHERE THE PCB WOULD BE LOCATED AND AS NOTED. THE SURFACES TO CONFORM TO THE MOLEX COSMETIC DOC PS-45499-002.




ADD KEEP OUT ZONES EC NO: UCP2009-1356 DRWN:MSIBARRA 2009/08/04 CHKD:BBARKER 2009/08/06 APPR:SMILLER 2009/08/06	QUALITY SYMBOLS ▽=0 ▽=0	GENERAL TOLERANCES (UNLESS SPECIFIED)		DIMENSION STYLE MM ONLY	SCALE 3:1	DESIGN UNITS METRIC	THIRD ANGLE PROJECTION		
		4 PLACES ± --- ± --- 3 PLACES ± --- ± --- 2 PLACES ± 0.13 ± --- 1 PLACE ± 0.25 ± ---	mm INCH ± --- ± --- ± --- ± --- ± --- ± ---	DRAWN BY JLONG	DATE 01-18-2007	TITLE STACKED SFP+ 2X5 ASS'Y WITH ELASTOMERIC GASKET AND LIGHTPIPES			
		ANGULAR ± 5 °		CHECKED BY MSANDBERG	DATE 01-18-2007	MOLEX MOLEX INCORPORATED			
		DRAFT WHERE APPLICABLE MUST REMAIN WITHIN DIMENSIONS		APPROVED BY RNELSON	DATE 01-18-2007	MATERIAL NO. SEE TABLE	DOCUMENT NO. SD-76093-001	SHEET NO. 1 OF 4	

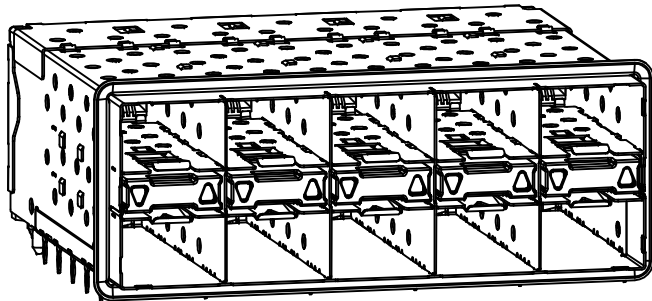
THIS DRAWING CONTAINS INFORMATION THAT IS PROPRIETARY TO MOLEX INCORPORATED AND SHOULD NOT BE USED WITHOUT WRITTEN PERMISSION



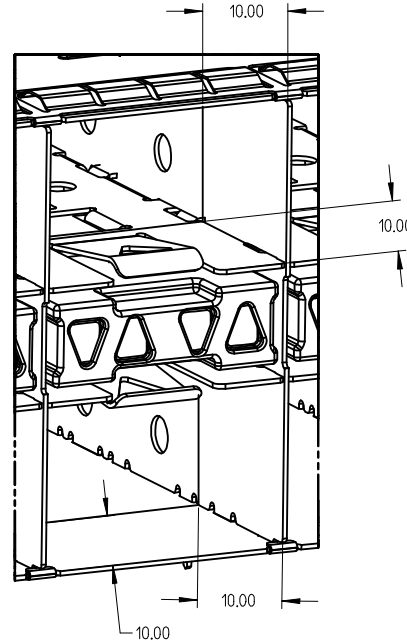
760930001 AND 760935001
WITH INNER AND OUTER LIGHT PIPES



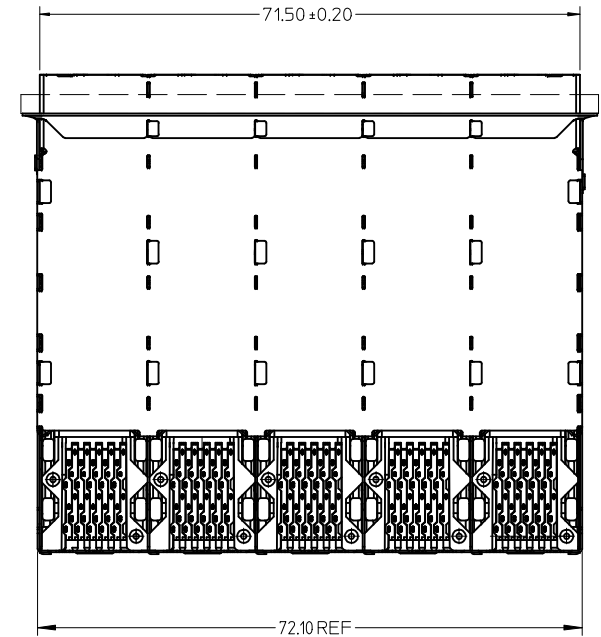
760930002 AND 760935002
WITH INNER LIGHT PIPES



760930003 AND 760935003
WITH OUTER LIGHT PIPES



10.00mm AREA SETBACK IN CAGE IS TO BE FREE OF ANY HOLES, DIMPLES, SEAMS OR ANY OTHER FEATURE.
(4 SIDES PER MODULE PORT)



SEE SHEET 1 EC NO: UCP2009-1356 DRW:MS BARRA 2009/08/04 CHKD:BBARKER 2009/08/06 APPR:SMILLER 2009/08/06	QUALITY SYMBOLS ▽=0 ▽=0	GENERAL TOLERANCES (UNLESS SPECIFIED) <table border="1"> <thead> <tr> <th></th> <th>mm</th> <th>INCH</th> </tr> </thead> <tbody> <tr> <td>4 PLACES</td> <td>± 0.13</td> <td>± 0.005</td> </tr> <tr> <td>3 PLACES</td> <td>± 0.25</td> <td>± 0.010</td> </tr> <tr> <td>2 PLACES</td> <td>± 0.38</td> <td>± 0.015</td> </tr> <tr> <td>1 PLACE</td> <td>± 0.51</td> <td>± 0.020</td> </tr> </tbody> </table>		mm	INCH	4 PLACES	± 0.13	± 0.005	3 PLACES	± 0.25	± 0.010	2 PLACES	± 0.38	± 0.015	1 PLACE	± 0.51	± 0.020	DIMENSION STYLE MM ONLY	SCALE 2:1	DESIGN UNITS METRIC	THIRD ANGLE PROJECTION
		mm	INCH																		
4 PLACES	± 0.13	± 0.005																			
3 PLACES	± 0.25	± 0.010																			
2 PLACES	± 0.38	± 0.015																			
1 PLACE	± 0.51	± 0.020																			
DRAWN BY JLONG	DATE 01-18-2007	CHECKED BY MSANDBERG	DATE 01-18-2007	TITLE STACKED SFP+ 2X5 ASS'Y WITH ELASTOMERIC GASKET AND LIGHTPIPES																	
APPROVED BY RNELSON	DATE 01-18-2007	MATERIAL NO. SEE TABLE			DOCUMENT NO. SD-76093-001																
DRAFT WHERE APPLICABLE MUST REMAIN WITHIN DIMENSIONS		SIZE C			SHEET NO. 2 OF 4																
THIS DRAWING CONTAINS INFORMATION THAT IS PROPRIETARY TO MOLEX INCORPORATED AND SHOULD NOT BE USED WITHOUT WRITTEN PERMISSION																					

