

"High Frequency Ceramic Solutions"

Preliminary

1.6 GHz Antenna

P/N 1600AT45A0040

Detail Specification: 11/18/08

Page 1 of 3

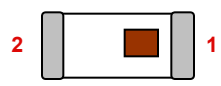
General Specifications

Part Number	1600AT45A0040
Frequency Range	1580 - 1620 Mhz
Peak Gain	0.0 dBi typ. (XZ-Total)
Average Gain	-1.0 dBi typ. (XZ-Total)
Return Loss	9.5 dB min.

Input Power	2W max.
Impedance	50 Ω
Reel Quantity	1,000
Operating Temperature	-40 to +85°C
Storage Temperature	+5 to +35°C, Humidity: 45-75%RH, 12 mos. Max

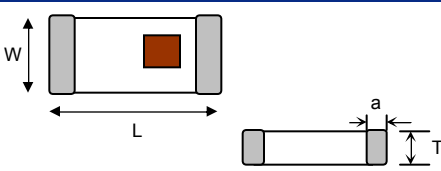
P/N Suffix	Packaging Style	Bulk	Suffix = S	Eg. 1600AT45A0040S
		T & R	Suffix = E	Eg. 1600AT45A0040E
	Termination Style	100% Tin	Suffix = None	Eg. 1600AT45A0040(E or S)
		Tin / Lead	Please consult Factory	

Terminal Configuration	
No.	Function
1	Feeding Point
2	NC



Mechanical Dimensions

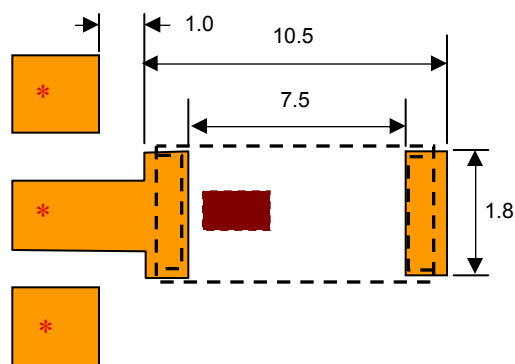
	In	mm
L	0.374 \pm 0.008	9.50 \pm 0.20
W	0.079 \pm 0.008	2.00 \pm 0.20
T	0.047 +.004/-.008	1.20 +0.1/-0.2
a	0.020 \pm 0.012	0.50 \pm 0.30



Mounting Considerations

Mount these devices with brown mark facing up. Units: mm

* Line width should be designed to provide 50 Ω impedance, depending on PCB material and thickness.



Johanson Technology, Inc. reserves the right to make design changes without notice.
All sales are subject to Johanson Technology, Inc. terms and conditions.



www.johansontechnology.com

4001 Calle Tecate • Camarillo, CA 93012 • TEL 805.389.1166 FAX 805.389.1821

2003 Johanson Technology, Inc. All Rights Reserved

"High Frequency Ceramic Solutions"

Preliminary

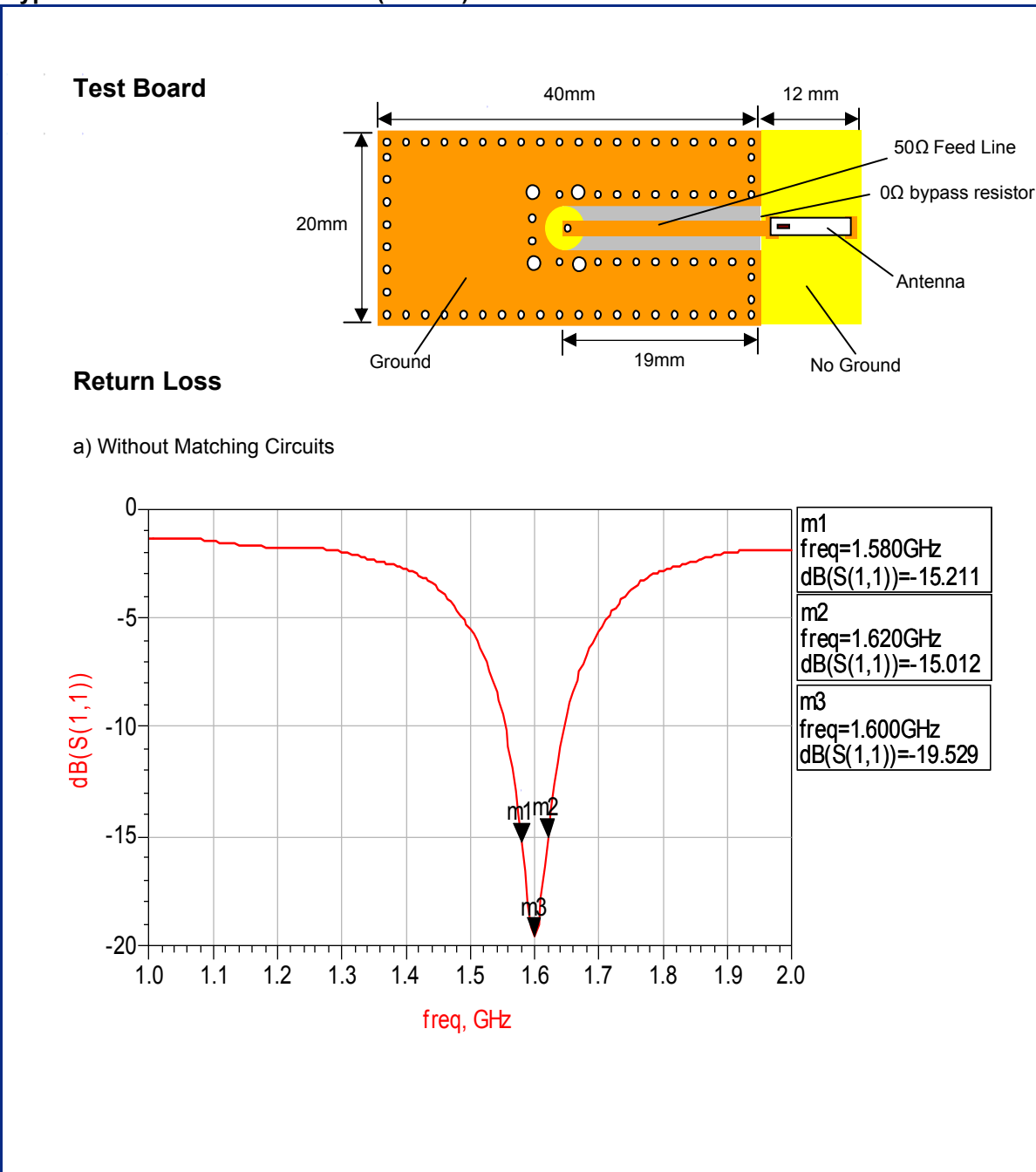
1.6 GHz Antenna

P/N 1600AT45A0040

Detail Specification: 11/18/08

Page 2 of 3

Typical Electrical Characteristics (T=25°C)



Johanson Technology, Inc. reserves the right to make design changes without notice.

All sales are subject to Johanson Technology, Inc. terms and conditions.



4001 Calle Tecate • Camarillo, CA 93012 • TEL 805.389.1166 FAX 805.389.1821

www.johansontechnology.com

2003 Johanson Technology, Inc. All Rights Reserved

"High Frequency Ceramic Solutions"

Preliminary

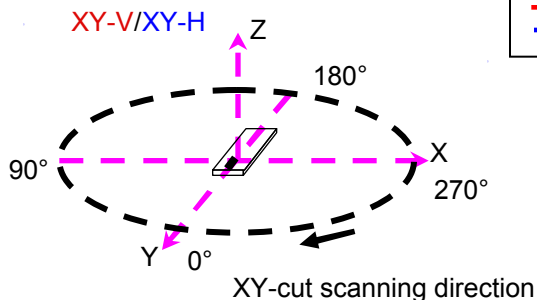
1.6 GHz Antenna

P/N 1600AT45A0040

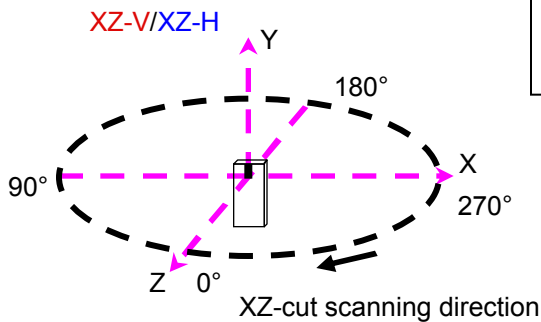
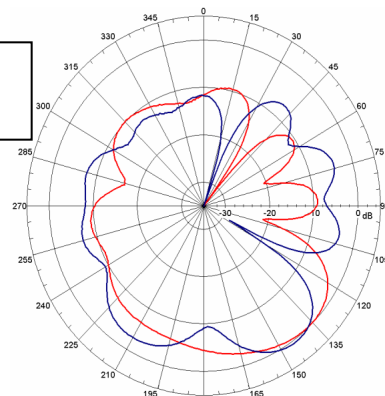
Detail Specification: 11/18/08

Page 3 of 3

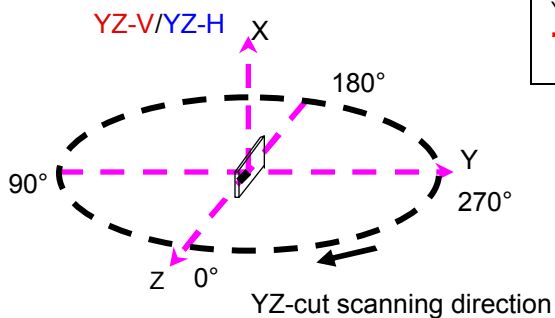
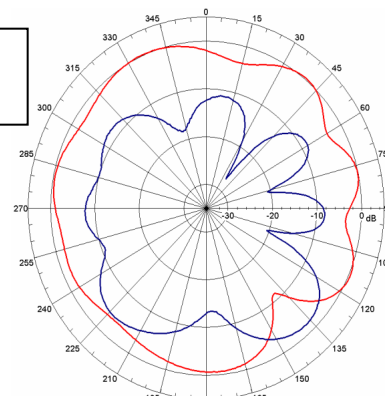
Typical Radiation Patterns



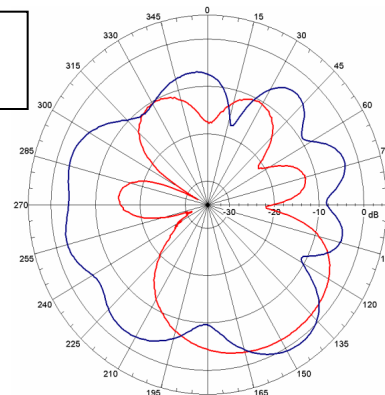
XY cut @ 1.60GHz
— Vertical
- - - Horizontal



XZ cut @ 1.60GHz
— Vertical
- - - Horizontal



YZ cut @ 1.60GHz
— Vertical
- - - Horizontal



Johanson Technology, Inc. reserves the right to make design changes without notice.

All sales are subject to Johanson Technology, Inc. terms and conditions.



www.johansontechnology.com
4001 Calle Tecate • Camarillo, CA 93012 • TEL 805.389.1166 FAX 805.389.1821

2003 Johanson Technology, Inc. All Rights Reserved