

PLEASE CHECK WWW.MOLEX.COM FOR LATEST PART INFORMATION

Part Number: [0700584069](#)
Status: **Active**
Overview: [cgrid_sl_products](#)
Description: SL™ Crimp Terminal 70058, 24-30 AWG, Reel, Tin (Sn), Unplated Edges

Documents:

Packaging Specification (PDF)	Product Specification PS-70400 (PDF)
Drawing (PDF)	RoHS Certificate of Compliance (PDF)
Product Specification PS-70058 (PDF)	

General

Product Family	Crimp Terminals
Series	70058
Crimp Quality Equipment	Yes
Overview	cgrid_sl_products
Product Name	SL™

Physical

Gender	Female
Material - Metal	Phosphor Bronze
Material - Plating Mating	Tin
Material - Plating Termination	Tin
Packaging Type	Reel
Plating min: Mating (µin)	150
Plating min: Mating (µm)	3.81
Plating min: Termination (µin)	75
Plating min: Termination (µm)	1.910
Termination Interface: Style	Crimp or Compression
Wire Insulation Diameter	1.52mm (.060") max.
Wire Size AWG	24, 26, 28, 30
Wire Size mm²	N/A

Material Info

Reference - Drawing Numbers

Packaging Specification	PK-70873-1300
Product Specification	PS-70058, PS-70400
Sales Drawing	SD-70058-069
Test Summary	TS-70058-002

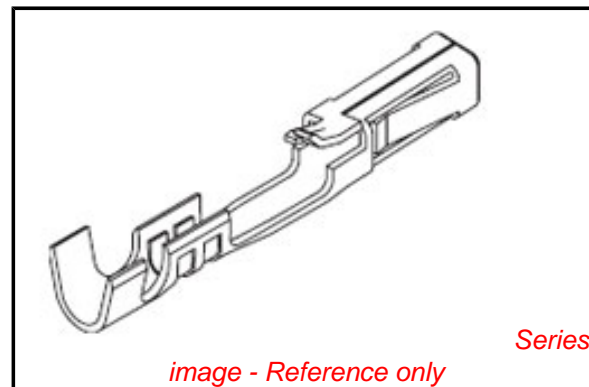


image - Reference only

EU RoHS

ELV and RoHS Compliant
REACH SVHC Contains SVHC: No
Halogen-Free Status
Not Reviewed

China RoHS



Need more information on product environmental compliance?

Email productcompliance@molex.com
 For a multiple part number RoHS Certificate of Compliance, [click here](#)

Please visit the [Contact Us](#) section for any non-product compliance questions.

Search Parts in this Series

[70058Series](#)

Application Tooling | [FAQ](#)

Tooling specifications and manuals are found by selecting the products below. Crimp Height Specifications are then contained in the Application Tooling Specification document.

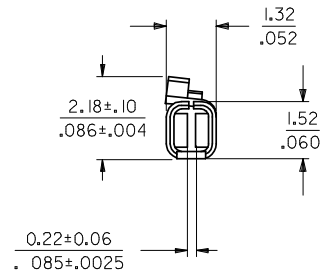
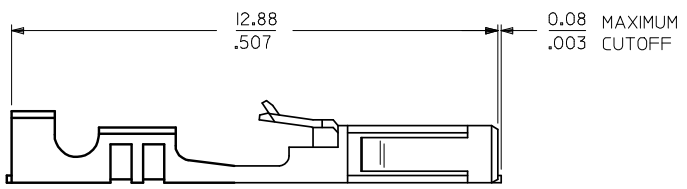
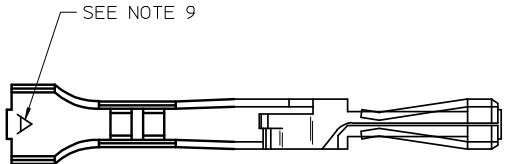
Global

Description	Product #
FineAdjust™ Applicator Hand Crimp Tool, UL Approved	0639001500
FineAdjust™ Applicator for SL™ Female Crimp Terminal, 24-30 AWG	0639003100
T2 Terminator Tooling Die	0639103100
Insertion Tool	0011020022

This document was generated on 05/19/2010

PLEASE CHECK WWW.MOLEX.COM FOR LATEST PART INFORMATION

ITEM NUMBER	FINISH	NOTES
70058-0069	POST-PLATE	ALL EDGES COVERED BY PLATING EXCEPT FOR CUT-OFFS OF THE CARRIERS.
70058-4069	PRE-PLATE	ALL CUT EDGES WILL BE EXPOSED AND WILL NOT HAVE PLATING.



- NOTES:
1. TERMINAL MATERIAL: PHOSPHOR BRONZE.
 2. FINISH: POST-PLATE: 3.81 MICROMETERS/150 MICROINCHES MINIMUM TIN (Sn) IN CONTACT AREA, 1.91 MICROMETERS/75 MICROINCHES MINIMUM TIN (Sn) IN CRIMP AREA, NICKEL UNDERPLATE OVERALL.
PRE-PLATE: 3.81 MICROMETERS/150 MICROINCHES MINIMUM TIN (Sn) OVER NICKEL UNDERPLATE OVERALL.
 3. TERMINAL TO BE USED IN HOUSING 70066-**** AND 70450-****.
 4. REFER TO PRODUCT SPECIFICATION PS-70058.
 5. REFER TO MOLEX OPERATIONS AND SERVICE MANUAL FOR CRIMP DETAILS.
 6. TERMINAL TO BE USED WITH 0.64/.025 SQUARE PINS.
 7. TERMINAL TO BE USED WITH 24-30 AWG STRANDED WIRE WITH 1.52/.060 MAXIMUM DIAMETER INSULATION.
 8. TERMINALS SUPPLIED IN REEL FORM PER PK-70873-1300.
 9. CRIMP SIZE INDICATOR A=24-30 AWG.

ADD PRE-PLATE OPT EC NO: UCP2008-1091 DRW:DMORGAN 2008/07/01 CHK:MSIBARRA 2008/07/01 APPR:SMILLER 2008/07/02	DESCRIPTION REV	QUALITY SYMBOLS ▽=0 ▽=0	GENERAL TOLERANCES (UNLESS SPECIFIED)		DIMENSION STYLE MM/IN	SCALE	DESIGN UNITS INCH	THIRD ANGLE PROJECTION																				
		<table border="1"> <thead> <tr> <th></th> <th>mm</th> <th>INCH</th> </tr> </thead> <tbody> <tr> <td>4 PLACES</td> <td>± ---</td> <td>± ---</td> </tr> <tr> <td>3 PLACES</td> <td>± ---</td> <td>± .005</td> </tr> <tr> <td>2 PLACES</td> <td>± 0.13</td> <td>± .010</td> </tr> <tr> <td>1 PLACE</td> <td>± 0.25</td> <td>± ---</td> </tr> </tbody> </table>		mm	INCH	4 PLACES	± ---	± ---	3 PLACES	± ---	± .005	2 PLACES	± 0.13	± .010	1 PLACE	± 0.25	± ---	<table border="1"> <thead> <tr> <th>DRAWN BY</th> <th>DATE</th> </tr> </thead> <tbody> <tr> <td>MSIBARRA</td> <td>2006/06/30</td> </tr> </tbody> </table>	DRAWN BY	DATE	MSIBARRA	2006/06/30	<table border="1"> <thead> <tr> <th>CHECKED BY</th> <th>DATE</th> </tr> </thead> <tbody> <tr> <td>DMORGAN</td> <td>2006/06/30</td> </tr> </tbody> </table>	CHECKED BY	DATE	DMORGAN	2006/06/30	<table border="1"> <thead> <tr> <th>TITLE</th> </tr> </thead> <tbody> <tr> <td>TERMINAL - BOX/CRIMP TIN PLATED FOR 24-30 AWG STRANDED WIRE PKG REEL</td> </tr> </tbody> </table>
	mm	INCH																										
4 PLACES	± ---	± ---																										
3 PLACES	± ---	± .005																										
2 PLACES	± 0.13	± .010																										
1 PLACE	± 0.25	± ---																										
DRAWN BY	DATE																											
MSIBARRA	2006/06/30																											
CHECKED BY	DATE																											
DMORGAN	2006/06/30																											
TITLE																												
TERMINAL - BOX/CRIMP TIN PLATED FOR 24-30 AWG STRANDED WIRE PKG REEL																												
DRAFT WHERE APPLICABLE MUST REMAIN WITHIN DIMENSIONS			APPROVED BY SMILLER 2006/06/30	MATERIAL NO. SEE CHART	DOCUMENT NO. SD-70058-069	MOLEX INCORPORATED																						
THIS DRAWING CONTAINS INFORMATION THAT IS PROPRIETARY TO MOLEX INCORPORATED AND SHOULD NOT BE USED WITHOUT WRITTEN PERMISSION						SHEET NO. 1 OF 1																						