

PLEASE CHECK WWW.MOLEX.COM FOR LATEST PART INFORMATION

Part Number: [0511102650](#)
Status: **Active**
Overview: milligrd
Description: 2.00mm (.079") Pitch, Milli-Grid™ Crimp Housing, 26 Circuits, without Center Polarization Key, without Locking Ramp, Leadfree

Documents:

[3D Model](#) [Product Specification PS-51110-001 \(PDF\)](#)
[Drawing \(PDF\)](#) [RoHS Certificate of Compliance \(PDF\)](#)

Agency Certification

CSA LR19980
 UL E29179

General

Product Family Crimp Housings
 Series [51110](#)
 Comments Applicable Wire Range: AWG #24 - #30
 Overview [milligrd](#)
 Product Literature Order No 987650-1991
 Product Name Milli-Grid™

Physical

Circuits (maximum) 26
 Color - Resin Black
 Flammability 94V-0
 Gender Female
 Glow-Wire Compliant No
 Lock to Mating Part None
 Material - Resin Polyester
 Number of Rows 2
 Packaging Type Bag
 Panel Mount No
 Pitch - Mating Interface (in) 0.079 In
 Pitch - Mating Interface (mm) 2.00 mm
 Stackable Yes
 Temperature Range - Operating -40°C to +105°C

Material Info

Reference - Drawing Numbers

Product Specification PS-51110-001
 Sales Drawing SD-51110-**5*



EU RoHS

ELV and RoHS Compliant
REACH SVHC Contains SVHC: No
Halogen-Free Status

China RoHS



Need more information on product environmental compliance?

Email productcompliance@molex.com
 For a multiple part number RoHS Certificate of Compliance, [click here](#)

Please visit the [Contact Us](#) section for any non-product compliance questions.

Search Parts in this Series

[51110Series](#)

Mates With

[87758](#) Vertical, Through Hole, Stackable PCB Header, [87759](#) Vertical, Surface Mount, Stackable PCB Header, [87760](#) Right Angle, Through Hole, Stackable PCB Header, [87831](#) Vertical, Through Hole PCB Header, [87832](#) Vertical, Surface Mount PCB Header, [87833](#) Right Angle, Through Hole PCB Header

Use With

[50394](#) Crimp Terminals

10 9 8 7 6 5 4 3 2 1

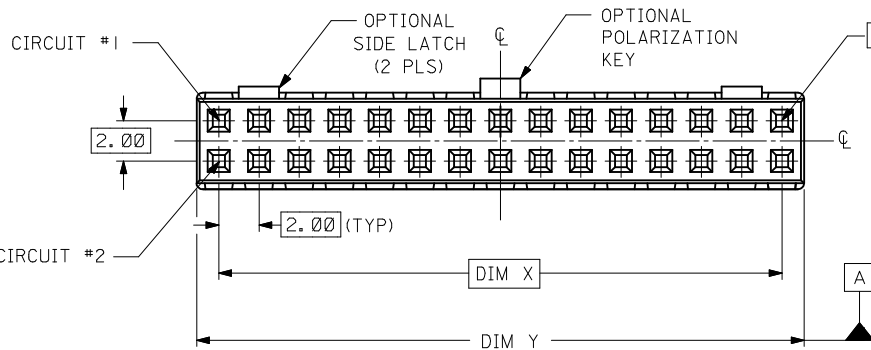
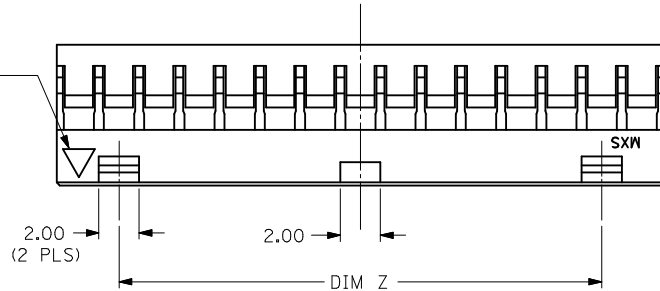
PART NO.	CKT SIZE	DIM X	DIM Y	DIM Z
51110-045*	4	2.00	4.20	NA
51110-065*	6	4.00	6.20	NA
51110-085*	8	6.00	8.20	NA
51110-105*	10	8.00	10.20	NA
51110-125*	12	10.00	12.20	NA
51110-145*	14	12.00	14.20	8.00
51110-165*	16	14.00	16.20	10.00
51110-185*	18	16.00	18.20	12.00
51110-205*	20	18.00	20.20	14.00
51110-225*	22	20.00	22.20	16.00
51110-245*	24	22.00	24.20	18.00
51110-265*	26	24.00	26.20	20.00
51110-285*	28	26.00	28.20	22.00
51110-305*	30	28.00	30.20	24.00
51110-325*	32	30.00	32.20	26.00
51110-2252	22	20.00	22.20	NA

PLS REFER TO PART 51110-**60 FOR CENTER LATCH OPTION.

NOTES:

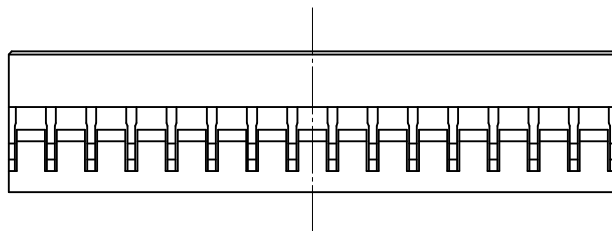
1. MATERIAL: GLASS-FILLED POLYESTER UL RATED 94V-0 COLOR: BLACK
2. PART TO BE USED WITH CRIMP TERMINAL PART NUMBER 50394-8***.
3. APPLICABLE WIRE RANGE: AWG #24 - #30.
4. WIRE INSULATION RANGE: DIAMETER 1.40MM MAXIMUM.
5. 30 CKT SHOWN FOR ILLUSTRATION ONLY.

IST CIRCUIT IDENTIFICATION



PART NUMBER LEGEND:

- 51110-**5*
CIRCUIT SIZE
- 0 - WITHOUT CENTER POLARIZATION KEY AND SIDE LATCH.
 - 1 - WITH CENTER POLARIZATION KEY AND SIDE LATCH. (14 TO 32 CIRCUITS ONLY) WITH CENTER POLARIZATION KEY ONLY. (8 TO 12 CIRCUITS ONLY)
 - 2 - WITH CENTER POLARIZATION KEY ONLY. (22 CIRCUITS ONLY)



PDR#C200905064 EC NO: S2009-0969 DRWN:SKANG 2009/06/17 CH'KD:ATSEE 2009/06/29 APPR:MLONG 2009/06/29	QUALITY SYMBOLS ▽=0 ▽=0	GENERAL TOLERANCES (UNLESS SPECIFIED)		DIMENSION STYLE MM ONLY		SCALE NTS	DESIGN UNITS METRIC	THIRD ANGLE PROJECTION		
			mm	INCH	DRAWN BY	DATE	TITLE			
		4 PLACES	± ---	± ---	SKTOH	1993/10/26	2MM GRID, WIRE TO BOARD CONNECTOR, CRIMP RECEPT. HOUSING			
		3 PLACES	± ---	± ---	CHECKED BY	DATE				
2 PLACES	± 0.20	± ---	EDPOH	1993/10/26	MOLEX INCORPORATED					
1 PLACE	± ---	± ---	APPROVED BY	DATE						
		ANGULAR ± 3 °	JMCHAN	1993/10/26	MOLEX INCORPORATED SD-51110-**5*					
DRAFT WHERE APPLICABLE MUST REMAIN WITHIN DIMENSIONS			MATERIAL NO.	DOCUMENT NO.					SHEET NO.	
B5	REV	DESCRIPTION	SEE TABLE		THIS DRAWING CONTAINS INFORMATION THAT IS PROPRIETARY TO MOLEX INCORPORATED AND SHOULD NOT BE USED WITHOUT WRITTEN PERMISSION		1 OF 1			

9 8 7 6 5 4 3 2 1