

PLEASE CHECK WWW.MOLEX.COM FOR LATEST PART INFORMATION

Part Number: [0424109416](#)
Status: **Active**
Overview: [modular_plugs_jacks](#)
Description: Modular Jack, Vertical, 8/2, Keyed, Panel Stops

Documents:

[3D Model](#) [Product Specification PS-42410 \(PDF\)](#)
[Drawing \(PDF\)](#) [RoHS Certificate of Compliance \(PDF\)](#)

Agency Certification

CSA LR19980
 UL E107635

General

Product Family Modular Jacks/Plugs
 Series [42410](#)
 Component Type PCB Jack
 Magnetic No
 Overview [modular_plugs_jacks](#)
 Performance Category 3
 Power over Ethernet (PoE) N/A
 Product Name RJ45

Physical

Boot Color N/A
 Color - Resin Black
 Durability (mating cycles max) 500
 Flammability 94V-0
 Inverted / Top Latch N/A
 Keying to Mating Part Yes
 Lightpipes/LEDs None
 Material - Metal Phosphor Bronze
 Material - Plating Mating Gold
 Material - Plating Termination Tin
 Material - Resin Polyester
 Orientation Vertical (Top Entry)
 PCB Locator Yes
 PCB Retention Yes
 PCB Thickness Recommended (in) 0.125 In
 PCB Thickness Recommended (mm) 3.18 mm
 Packaging Type Tray
 Panel Mount With Flange
 Pitch - Mating Interface (in) 0.040 In
 Pitch - Mating Interface (mm) 1.02 mm
 Pitch - Term. Interface (in) 0.050 In
 Pitch - Term. Interface (mm) 1.27 mm
 Ports 1
 Positions / Loaded Contacts 8/2
 Surface Mount Compatible (SMC) No
 Temperature Range - Operating -40°C to +85°C
 Termination Interface: Style Through Hole
 Waterproof / Dustproof No
 Wire/Cable Type N/A

Electrical

Current - Maximum per Contact 1.5A

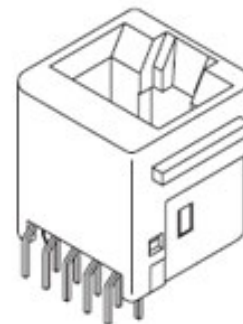


image - Reference only

Series

EU RoHS

**ELV and RoHS
 Compliant**
REACH SVHC
 Not Reviewed
**Halogen-Free
 Status**
Not Reviewed

China RoHS



**Need more information on product
 environmental compliance?**

Email productcompliance@molex.com
 For a multiple part number RoHS Certificate of
 Compliance, [click here](#)

Please visit the [Contact Us](#) section for any
 non-product compliance questions.

Search Parts in this Series

[42410Series](#)

Grounding to PCB	No
Grounding to Panel	None
Shielded	No
Voltage - Maximum	150V AC (RMS)

Solder Process Data

Duration at Max. Process Temperature (seconds)	5
Lead-free Process Capability	Wave Capable (TH only)
Max. Cycles at Max. Process Temperature	1
Process Temperature max. C	235

Material Info

Reference - Drawing Numbers

Packaging Specification	PK-42410-492
Product Specification	PS-42410
Sales Drawing	SDA-42410-****
Test Summary	TS-42878-001

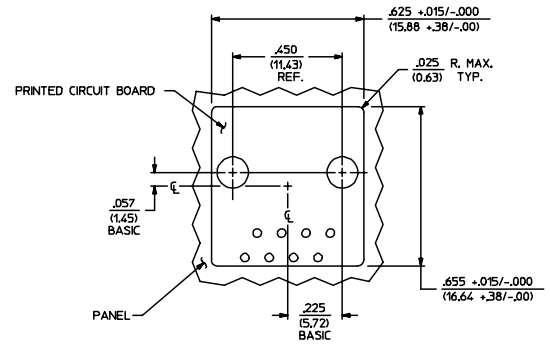
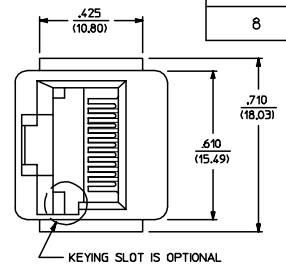
This document was generated on 06/07/2010

PLEASE CHECK WWW.MOLEX.COM FOR LATEST PART INFORMATION

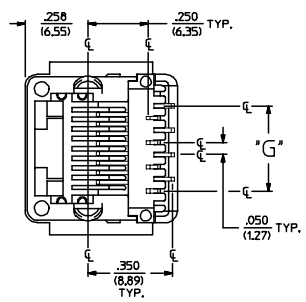
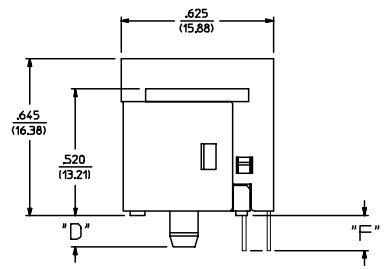
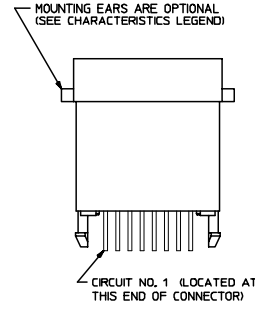
NOTES:
 1) MATERIALS: HOUSING PARTS ARE MADE OF POLYESTER, RATED UL, 94 V-0, COLOR IS BLACK; TERMINALS ARE .075/(0.38) THICK PHOSPHOR BRONZE.
 2) TERMINAL PLATING OPTIONS PER ES-88-****:
 A - SELECT GOLD IN CONTACT AREA; 50 MICRONS MIN.
 *SELECT TN IN PC TAIL AREA; 100 MICRONS MIN.
 WITH OVERALL NICKEL UNDERPLATE; 50 MICRONS MIN.
 *THE PRIMARY SHIPPING CARTON WILL BE LABELED "COMPLIANT TO RoHS DIRECTIVE 2002/95/EC AND ELV ANNEX II OF DIRECTIVE 2000/53/EC". CARTONS WITHOUT THIS LABEL MAY CONTAIN PRODUCT WITH TN-LEAD IN THE PC TAIL.
 3) THESE MODULAR JACKS MEET THE PERFORMANCE REQUIREMENTS OF MOLEX PRODUCT SPECIFICATION PS-42410.
 4) CONNECTORS ARE TO BE PACKED IN THERMOFORMED TRAYS, PER PACKAGING SPECIFICATION PK-42410-492.
 5) ALL JACKS ARE DESIGNED TO BE USED WITH .062/(1.57) OR .125/(3.18) THICK P.C. BOARDS.
 6) ALL JACKS CONFORM TO AND ACCEPT PLUGS WHICH CONFORM TO FCC RULES AND REGULATIONS PART 68, SUBPART F, WHEN PLATED WITH 50 MICRONS GOLD.
 7) ALL JACKS MUST BE CAPABLE OF FITTING INTO MOLEX GAGE G-42410 (CONNECTOR SIZE 4).
 8) SEE SHEETS 1 & 4 FOR CONNECTOR SIZE 4.
 9) SEE SHEETS 2 & 4 FOR CONNECTOR SIZE 6.
 10) SEE SHEET 4 FOR ASSEMBLY ITEM NUMBERS.
 11) THIS MODULAR JACK ASSEMBLY IS ALSO AVAILABLE IN A UL 94V-0 RATED, GLASS-FILLED NYLON. (SEE MOLEX DRAWING SDA-42576)
 12) ENGRAVED NUMBERS ON HOUSING BODY ARE FOR HOLDING IDENTIFICATION ONLY. THEY ARE NOT INTENDED FOR ASSEMBLY IDENTIFICATION PURPOSES.
 13) ALL UNTOLERANCED DIMENSIONS ARE SHOWN FOR REFERENCE ONLY.

P.C. BOARD THICKNESS	DIM. "D" (MTG. PEGS)	DIM. "F" (P.C. TAILS)
.062/(1.57)	.128 (3.25)	.120 +.015/-.025 (3.05 +.38/-.63)
.125/(3.18)	.191 (4.85)	.205 +.015/-.025 (5.21 +.38/-.63)

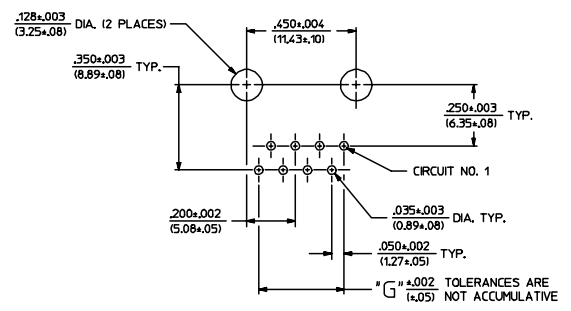
CONNECTOR SIZE	CIRCUIT SIZE	DIM. "G"
8	8	.350 (8.89)
8	6	.250 (6.35)
8	4	.150 (3.81)
8	2	.050 (1.27)



PANEL CUT-OUT FOR CONNECTOR SIZE 8



SIZE 8 MODULAR JACK LOADED WITH 8 TERMINALS SHOWN ABOVE
 (SEE SHEET 4 FOR PART NUMBER AVAILABILITY)



P.C. BOARD LAYOUT FOR CONNECTOR SIZE 8

SEE SHEET ONE EC NO. UCP2004-667 DRAWN:LSCHMIDT 2004/03/03 CHKD:LSCHMIDT 2004/03/03 APPR:ESMITH 2004/03/03	QUALITY SYMBOLS	GENERAL TOLERANCES (UNLESS SPECIFIED)		SCALE 4:1	DESIGN UNITS INCH	THIRD ANGLE PROJECTION	REVISE ON CAD ONLY
	DESCRIPTION	mm	INCH	DIMENSION STYLE IN/MM		DATE 1990/10/12	TITLE ASSEMBLY, VERTICAL MODULAR JACKS (CONNECTOR SIZE 8)
		4 PLACES ± .001	± .001	DRAWN BY GLT	DATE 1990/10/12		
		3 PLACES ± .001	± .001	CHECKED BY BAP	DATE 1990/10/12		
2 PLACES ± .001	± .001	APPROVED BY RAS	DATE 1990/10/12	MATERIAL NO. MOLEX INCORPORATED		DOCUMENT NO. SDA-42410-****	SHEET NO. 3 OF 4
1 PLACE ± .001	± .001	ANGULAR ±1/2°		THIS DRAWING CONTAINS INFORMATION THAT IS PROPRIETARY TO MOLEX INCORPORATED AND SHOULD NOT BE USED WITHOUT WRITTEN PERMISSION			
DRAFT WHERE APPLICABLE		MUST REMAIN WITHIN DIMENSIONS					

SIZE 4 VERTICAL MODJACK ASSEMBLIES					
PART CHARACTERISTICS					
ASSEMBLY ITEM NUMBER	EXTERNAL CONNECTOR SIZE	NUMBER OF POSITIONS	P.C. BOARD THICKNESS	MOUNTING EARS OPTION	TERMINAL PLATING OPTION
42410-4168	4 POS. BODY	4	.062/(1.57)	YES	A
42410-4170	↑	↑	.062/(1.57)	NO	A
42410-4264	↓	↓	.125/(3.18)	YES	A
42410-4266	4 POS. BODY	4	.125/(3.18)	NO	A
42410-4312	4 POS. BODY	2	.062/(1.57)	YES	A
42410-4314	↑	↑	.062/(1.57)	NO	A
42410-4408	↓	↓	.125/(3.18)	YES	A
42410-4410	4 POS. BODY	2	.125/(3.18)	NO	A

SIZE 6 VERTICAL MODJACK ASSEMBLIES					
PART CHARACTERISTICS					
ASSEMBLY ITEM NUMBER	EXTERNAL CONNECTOR SIZE	NUMBER OF POSITIONS	P.C. BOARD THICKNESS	MOUNTING EARS OPTION	TERMINAL PLATING OPTION
42410-6168	6 POS. BODY	6	.062/(1.57)	YES	A
42410-6170	↑	↑	.062/(1.57)	NO	A
42410-6264	↓	↓	.125/(3.18)	YES	A
42410-6266	6 POS. BODY	6	.125/(3.18)	NO	A
42410-6312	6 POS. BODY	4	.062/(1.57)	YES	A
42410-6314	↑	↑	.062/(1.57)	NO	A
42410-6320	↑	↑	.062/(1.57)	YES	B
42410-6408	↓	↓	.125/(3.18)	YES	A
42410-6410	6 POS. BODY	4	.125/(3.18)	NO	A
42410-6456	6 POS. BODY	2	.062/(1.57)	YES	A
42410-6458	↑	↑	.062/(1.57)	NO	A
42410-6552	↓	↓	.125/(3.18)	YES	A
42410-6554	6 POS. BODY	2	.125/(3.18)	NO	A

SIZE 8 VERTICAL MODJACK ASSEMBLIES						
PART CHARACTERISTICS						
ASSEMBLY ITEM NUMBER	EXTERNAL CONNECTOR SIZE	NUMBER OF POSITIONS	P.C. BOARD THICKNESS	KEYING OPTION	MOUNTING EARS OPTION	TERMINAL PLATING OPTION
42410-8312	8 POS. BODY	8	.062/(1.57)	NO	YES	A
42410-8314	↑	↑	.062/(1.57)	NO	NO	A
42410-8360	↑	↑	.062/(1.57)	YES	YES	A
42410-8362	↑	↑	.062/(1.57)	YES	NO	A
42410-8504	↑	↑	.125/(3.18)	NO	YES	A
42410-8506	↑	↑	.125/(3.18)	NO	NO	A
42410-8552	↓	↓	.125/(3.18)	YES	YES	A
42410-8554	8 POS. BODY	8	.125/(3.18)	YES	NO	A
42410-8600	8 POS. BODY	6	.062/(1.57)	NO	YES	A
42410-8602	↑	↑	.062/(1.57)	NO	NO	A
42410-8648	↑	↑	.062/(1.57)	YES	YES	A
42410-8650	↑	↑	.062/(1.57)	YES	NO	A
42410-8792	↑	↑	.125/(3.18)	NO	YES	A
42410-8794	↑	↑	.125/(3.18)	NO	NO	A
42410-8840	↓	↓	.125/(3.18)	YES	YES	A
42410-8842	8 POS. BODY	6	.125/(3.18)	YES	NO	A
42410-8888	8 POS. BODY	4	.062/(1.57)	NO	YES	A
42410-8890	↑	↑	.062/(1.57)	NO	NO	A
42410-8936	↑	↑	.062/(1.57)	YES	YES	A
42410-8938	↑	↑	.062/(1.57)	YES	NO	A
42410-9080	↑	↑	.125/(3.18)	NO	YES	A
42410-9082	↑	↑	.125/(3.18)	NO	NO	A
42410-9128	↓	↓	.125/(3.18)	YES	YES	A
42410-9130	8 POS. BODY	4	.125/(3.18)	YES	NO	A
42410-9176	8 POS. BODY	2	.062/(1.57)	NO	YES	A
42410-9178	↑	↑	.062/(1.57)	NO	NO	A
42410-9224	↑	↑	.062/(1.57)	YES	YES	A
42410-9226	↑	↑	.062/(1.57)	YES	NO	A
42410-9368	↑	↑	.125/(3.18)	NO	YES	A
42410-9370	↑	↑	.125/(3.18)	NO	NO	A
42410-9416	↓	↓	.125/(3.18)	YES	YES	A
42410-9418	8 POS. BODY	2	.125/(3.18)	YES	NO	A

SEE SHEET ONE EC NO. UCP2004-167 DRWNL:LSCHMIDT 2004/03/03 CHKCD:LSCHMIDT 2004/03/03 APPR:ESMITH 2004/03/03 N	QUALITY SYMBOLS ▽ 0 ▽ 0	GENERAL TOLERANCES (UNLESS SPECIFIED) <table border="1"> <tr> <th></th> <th>mm</th> <th>INCH</th> </tr> <tr> <td>4 PLACES</td> <td>± .005</td> <td>± .0004</td> </tr> <tr> <td>3 PLACES</td> <td>± .005</td> <td>± .0004</td> </tr> <tr> <td>2 PLACES</td> <td>± .005</td> <td>± .0004</td> </tr> <tr> <td>1 PLACE</td> <td>± .005</td> <td>± .0004</td> </tr> </table>		mm	INCH	4 PLACES	± .005	± .0004	3 PLACES	± .005	± .0004	2 PLACES	± .005	± .0004	1 PLACE	± .005	± .0004	SCALE: --- DESIGN UNITS: INCH DIMENSION STYLE: IN/MM	THIRD ANGLE PROJECTION REVISE ON CAD ONLY
		mm	INCH																
	4 PLACES	± .005	± .0004																
	3 PLACES	± .005	± .0004																
2 PLACES	± .005	± .0004																	
1 PLACE	± .005	± .0004																	
DRAFT WHERE APPLICABLE MUST REMAIN WITHIN DIMENSIONS	ANGULAR ±1/2°	DRAWN BY: GLT DATE: 1990/10/12 CHECKED BY: BAP DATE: 1990/10/12 APPROVED BY: RAS DATE: 1990/10/12	TITLE: ASSEMBLY, VERTICAL MODULAR JACKS MOLEX MOLEX INCORPORATED MATERIAL NO. SEE CHART DOCUMENT NO. SDA-42410-**** SHEET NO. 4 OF 4	THIS DRAWING CONTAINS INFORMATION THAT IS PROPRIETARY TO MOLEX INCORPORATED AND SHOULD NOT BE USED WITHOUT WRITTEN PERMISSION															