

PLEASE CHECK WWW.MOLEX.COM FOR LATEST PART INFORMATION

Part Number: [0399300212](#)
Status: **Active**
Description: 3.81mm (.150") Pitch Beau™ EuroMate™ Pluggable PCB Terminal Block, Dual Level, 90° Wire Entry, 12 Circuits

Documents:

[Drawing \(PDF\)](#) [RoHS Certificate of Compliance \(PDF\)](#)

Agency Certification

UL E48521

General

Product Family	Terminal Blocks
Series	39930
Application	Wire-to-Board
Component Type	Plug
Product Literature Order No	USA-264
Product Name	EuroMate™ Pluggable
Type	Euro Block

Physical

Circuits (Loaded)	12
Color - Resin	Black
Entry Angle	Horizontal
Flammability	94V-0
Lock to Mating Part	None
Material - Plating Mating	Tin
Material - Plating Termination	Tin
Material - Resin	Nylon
Number of Rows	2
Orientation	Vertical
Panel Mount	No
Pitch - Mating Interface (in)	0.150 In
Pitch - Mating Interface (mm)	3.81 mm
Polarized to Mating Part	Yes
Stackable	No
Temperature Range - Operating	130°C
Termination Interface: Style	Screw or Lug
Wire Size AWG	14, 16, 18, 20, 22
Wire Size mm²	0.50 - 1.50

Electrical


Current - Maximum per Contact	12A
Voltage - Maximum	300V

Material Info

Old Part Number 930812

Reference - Drawing Numbers

Sales Drawing SD-39930-003



EU RoHS

ELV and RoHS Compliant
REACH SVHC
 Not Reviewed
Halogen-Free Status
Not Reviewed

China RoHS



Need more information on product environmental compliance?

Email productcompliance@molex.com
 For a multiple part number RoHS Certificate of Compliance, [click here](#)

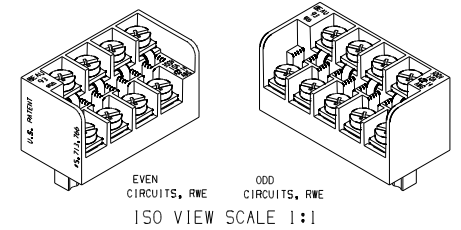
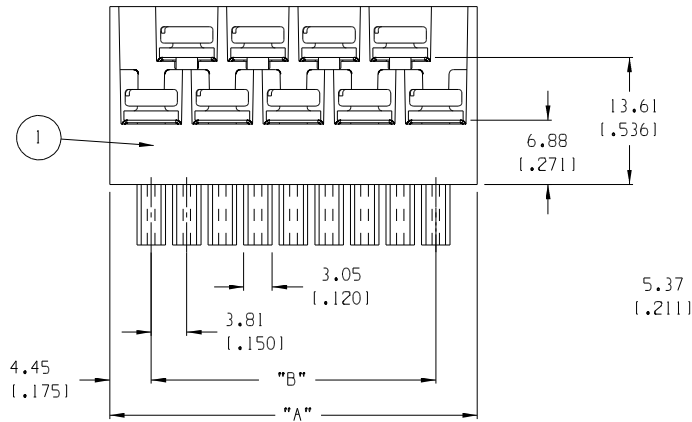
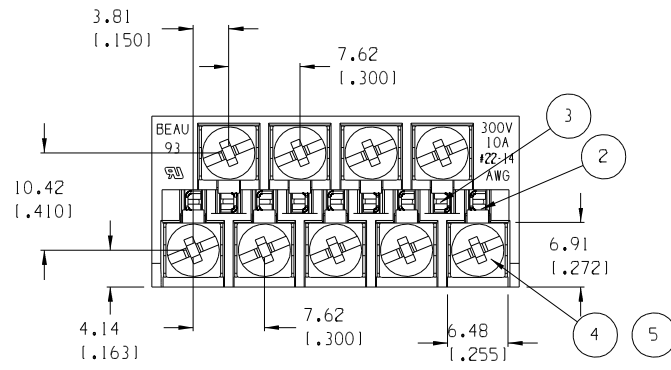
Please visit the [Contact Us](#) section for any non-product compliance questions.

Search Parts in this Series

[39930Series](#)

Mates With

[39511-1012](#) , [39512-1012](#)



NUMBER OF CIRCUITS	"A" DIM.	"B" DIM.	MATERIAL NUMBER
03	16.51 (1.6501)	7.62 (1.3001)	399300203
04	20.32 (1.8001)	11.43 (1.4501)	399300204
05	24.13 (1.9501)	15.24 (1.6001)	399300205
06	27.94 (1.1001)	19.05 (1.7501)	399300206
07	31.75 (1.2501)	22.86 (1.9001)	399300207
08	35.56 (1.4001)	26.67 (1.0501)	399300208
09	39.37 (1.5501)	30.48 (1.2001)	399300209
10	43.18 (1.7001)	34.29 (1.3501)	399300210
11	46.99 (1.8501)	38.10 (1.5001)	399300211
12	50.80 (2.0001)	41.91 (1.6501)	399300212
13	54.61 (2.1501)	45.72 (1.8001)	399300213
14	58.42 (2.3001)	49.53 (1.9501)	399300214
15	62.23 (2.4501)	53.34 (2.1001)	399300215
16	66.04 (2.6001)	57.15 (2.2501)	399300216
17	69.85 (2.7501)	60.96 (2.4001)	399300217
18	73.66 (2.9001)	64.77 (2.5501)	399300218
19	77.47 (3.0501)	68.58 (2.7001)	399300219
20	81.28 (3.2001)	72.39 (2.8501)	399300220
21	85.09 (3.3501)	76.20 (3.0001)	399300221

- NOTES:
1. MATERIAL: SEE TABLE
 2. FINISHES: SEE TABLE
 3. PRODUCT SPECIFICATION: NOT REQUIRED
 4. INCH DIMS ARE SHOWN IN PARENTHESIS (XXX)
 5. "XX" REFERS TO THE NUMBER OF CIRCUITS
 6. MATES WITH: 3.81 MM HEADERS

ITEM	QTY. (EVEN NO. OF CIRCUITS)	QTY. (ODD NO. OF CIRCUITS)	DESCRIPTION	MATERIAL	FINISH
5	"XX"	"XX"	SCREW M3 SQUARE WASHER	STEEL	ZINC CHROMATE
4	"XX"	"XX"	NUT HEX M3	STEEL	ZINC CHROMATE
3	XX/2	(XX-1)/2	TERMINAL LONG	COPPER	TIN
2	XX/2	(XX+1)/2	TERMINAL SHORT	COPPER	TIN
1	1	1	BODY FWE 3.81	THERMOPLASTIC	BLACK

EC NO. 11648 DRAWN: RK 8-22-05 CH:K1 APPR:	DESCRIPTION MAJOR CRITICAL SPC	GENERAL TOLERANCES: (UNLESS SPECIFIED)	SCALE: 2:1 DESIGN UNITS: <input type="checkbox"/> mm <input checked="" type="checkbox"/> INCH	THIRD ANGLE PROJECTION	PROJECT NO. - - DIMENSIONS: <input checked="" type="checkbox"/> mm <input type="checkbox"/> INCH <input type="checkbox"/> mm ONLY
		DRAWN BY & DATE: J. FARMER 12-03-04 CHECKED BY & DATE: R. KEMP 12-03-04 APPROVED BY & DATE: GHR 12-03-04	TITLE: PLUG, RWE, 3.81 MM EUROMATE ASY -C	SHEET NO. 1 OF 1	
		CAD FILENAME: 9308XX.PRT MATERIAL NO. SEE CHART DRAWING NO. SD-39930-003	MOLEX INCORPORATED	SIZE B	
		DRAFT WHERE APPLICABLE MUST REMAIN WITHIN DIMENSIONS THIS DRAWING CONTAINS INFORMATION THAT IS PROPRIETARY TO MOLEX INCORPORATED AND SHOULD NOT BE USED WITHOUT WRITTEN PERMISSION.			

F
E
D
C
B
A

F
E
D
C
B
A