

**PLEASE CHECK WWW.MOLEX.COM FOR LATEST PART INFORMATION**

**Part Number:** [0913380102](#)  
**Status:** **Active**  
**Overview:** [rast 5 connector system](#)  
**Description:** 5.00mm (.197") Pitch Appli-Mate RAST 5 Female Connector, Vertical, 1 Circuit, Natural, Tin (Sn) Plating, Reference K02

**Documents:**

[3D Model](#) [Product Specification PS-99020-0037 \(PDF\)](#)  
[Drawing \(PDF\)](#) [RoHS Certificate of Compliance \(PDF\)](#)

**Agency Certification**

CSA LR19980  
 UL E29179

**General**

Product Family IDT and Solder Connectors  
 Series [91338](#)  
 Crimp Quality Equipment Yes  
 Overview [rast 5 connector system](#)  
 Product Name RAST 5

**Physical**

Circuits (Loaded) 1  
 Color - Resin Natural  
 Durability (mating cycles max) 10  
 Flammability 94V-2  
 Gender Female  
 Glow-Wire Compliant No  
 Lock to Mating Part None  
 Material - Metal Phosphor Bronze  
 Material - Plating Mating Tin  
 Material - Plating Termination Tin  
 Material - Resin Nylon  
 Number of Rows 1  
 Packaging Type Tray  
 Panel Mount No  
 Pitch - Mating Interface (in) 0.197 In  
 Pitch - Mating Interface (mm) 5.00 mm  
 Plating min: Mating (µin) 200  
 Plating min: Mating (µm) 5  
 Plating min: Termination (µin) 200  
 Plating min: Termination (µm) 5  
 Stackable Yes  
 Temperature Range - Operating -20°C to +85°C  
 Termination Interface: Style IDT or Pierce  
 Wire Size AWG 18, 20

**Electrical**

Current - Maximum per Contact 10A, 6A  
 Voltage - Maximum 250V

**Material Info**

**Reference - Drawing Numbers**

Application Specification AS-99033-0004  
 Product Specification PS-99020-0037  
 Sales Drawing SD-91338-006

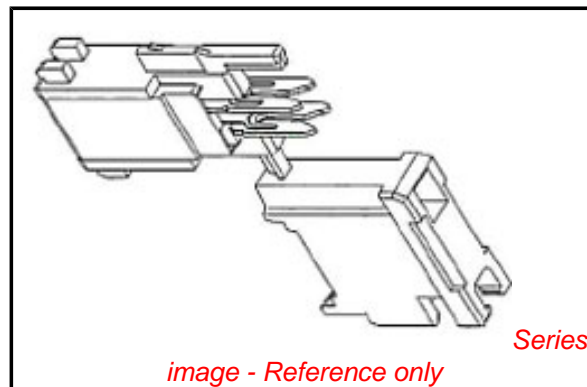


image - Reference only

**EU RoHS**

**ELV and RoHS Compliant**  
**REACH SVHC**  
 Not Reviewed  
**Halogen-Free Status**  
**Not Reviewed**

**China RoHS**



**Need more information on product environmental compliance?**

Email [productcompliance@molex.com](mailto:productcompliance@molex.com)  
 For a multiple part number RoHS Certificate of Compliance, [click here](#)

Please visit the [Contact Us](#) section for any non-product compliance questions.

**Search Parts in this Series**

[91338Series](#)

**Mates With**

Appli-Mate RAST 5.0 Header [90858](#) , [90879](#)

**Application Tooling | FAQ**

*Tooling specifications and manuals are found by selecting the products below. Crimp Height Specifications are then contained in the Application Tooling Specification document.*

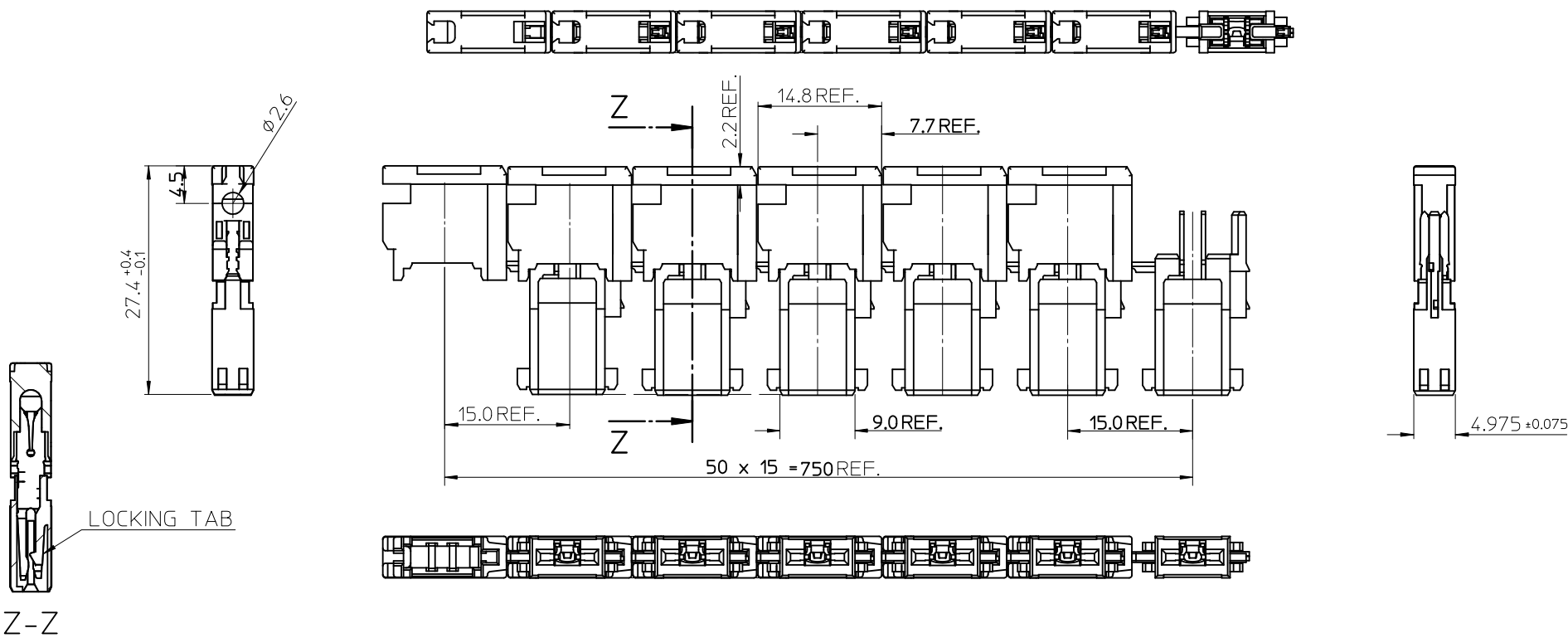
**Global**

Description	Product #
RAST 5.0 Semi-Automatic Terminator Machine for Appli-Mate™ Connector 6 and 10 AMP	<a href="#">0623006300</a>
Manual Arbor Press, RAST 5.0	<a href="#">0622017500</a>

This document was generated on 05/27/2010

**PLEASE CHECK [WWW.MOLEX.COM](http://WWW.MOLEX.COM) FOR LATEST PART INFORMATION**

10 9 8 7 6 5 4 3 2 1



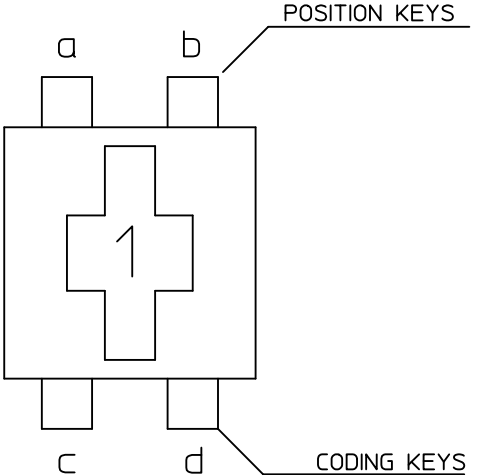
NOTES:

1. MATERIALS:
  - HOUSING: POLYAMIDE (PA66) UL 94V-2
  - TERMINAL: COPPER ALLOY, 0.5 REF THICK
  - PLATING:
    - OPTION 1: 5µm MIN PURE Sn ALL OVER
    - OR
    - OPTION 2: 2µm MIN SILVER IN CONTACT AREA
    - 0.05µm MIN SILVER FLASH ALLOVER
2. PRODUCT CONFORMS TO SPECIFICATION PS-99020-0037
3. PACKAGING SPECIFICATION PK-90833-001
4. REFER TO APPLICATION SPECIFICATION AS-99033-0004

plating flash change EC NO: E2010-0213 DRWN: BRITTLE 2010/01/08 CHKD: T. TOURISH 2010/01/19 APPR: B. MAGUIRE 2010/01/19 REV	QUALITY SYMBOLS	GENERAL TOLERANCES (UNLESS SPECIFIED)		DIMENSION STYLE MM ONLY		SCALE 2:1	DESIGN UNITS METRIC	THIRD ANGLE PROJECTION
	▽=0 ▽=0	mm	INCH	DRAWN BY CCONLON	DATE 1999/06/28	TITLE 5MM APPLI-MATE 1CKT 10A FEMALE CONNECTOR		
		4 PLACES ± --- ± ---	3 PLACES ± --- ± ---	CHECKED BY PWHITE	DATE 1999/06/28	MOLEX INCORPORATED		
		2 PLACES ± 0.05 ± ---	1 PLACE ± 0.10 ± ---	APPROVED BY MWHITE	DATE 1999/07/01	DOCUMENT NO. SD-91338-006		
		ANGULAR ± 2 °		MATERIAL NO. SEE CHART		SHEET NO. 1 OF 2		
		DRAFT WHERE APPLICABLE MUST REMAIN WITHIN DIMENSIONS		THIS DRAWING CONTAINS INFORMATION THAT IS PROPRIETARY TO MOLEX INCORPORATED AND SHOULD NOT BE USED WITHOUT WRITTEN PERMISSION				

9 8 7 6 5 4 3 2 1

MOLEX PART NUMBER (See Note 3.)	TERMINAL (see Note 1 sheet1)	COLOUR	POSITION KEYS	CODING KEYS	CONFIGURATION	REF
91338-0102	OPTION 1 (TIN)	NATURAL	b	c d		K02
91338-3102	OPTION 2 (SILVER)					
91338-0103	OPTION 1 (TIN)	NATURAL	NONE	NONE		K12
91338-3103	OPTION 2 (SILVER)					
91338-0403	OPTION 1 (TIN)	BLUE	a	c d		K03
91338-3403	OPTION 2 (SILVER)					
91338-0601	OPTION 1 (TIN)	YELLOW	a b	d		K01
91338-3601	OPTION 2 (SILVER)					
91338-0501	OPTION 1 (TIN)	GREY				
91338-3501	OPTION 2 (SILVER)					
91338-0801	OPTION 1 (TIN)	BLACK				
91338-3801	OPTION 2 (SILVER)					
91338-0104	OPTION 1 (TIN)	NATURAL	NONE	c		K11
91338-3104	OPTION 2 (SILVER)					
91338-0105	OPTION 1 (TIN)	NATURAL	a	c		K09
91338-3105	OPTION 2 (SILVER)					
91338-0507	OPTION 1 (TIN)	GREY	a b	c		K07
91338-3507	OPTION 2 (SILVER)					
91338-0607	OPTION 1 (TIN)	YELLOW	a b	c		K07
91338-3607	OPTION 2 (SILVER)					
91338-0700	OPTION 1 (TIN)	GREEN	a b	c d		K00
91338-3700	OPTION 2 (SILVER)					



POSITION & CODING KEYS IDENTIFICATION

SEE SHEET 1 EC NO: E2010-02/13 DRW: BRUTTE 2010/01/08 CHKD: T. TOURISH 2010/01/19 APPR: BMAGUIRE 2010/01/19	DESCRIPTION QUALITY SYMBOLS ▽=0 ◻=0	GENERAL TOLERANCES (UNLESS SPECIFIED)		DIMENSION STYLE MM ONLY		SCALE 2:1	DESIGN UNITS METRIC	THIRD ANGLE PROJECTION
		4 PLACES ± --- ± ---	DRAWN BY CCONLON	DATE 1999/06/28	TITLE 5MM APPLI-MATE 1CKT 10A FEMALE CONNECTOR			
		3 PLACES ± --- ± ---	CHECKED BY PWHITE	DATE 1999/06/28				
		2 PLACES ± 0.05 ± ---	APPROVED BY MWILHITE	DATE 1999/07/01	MOLEX INCORPORATED DOCUMENT NO. SD-91338-006			
1 PLACE ± 0.10 ± ---	MATERIAL NO. SEE CHART		SHEET NO. 2 OF 2					
DRAFT WHERE APPLICABLE MUST REMAIN WITHIN DIMENSIONS				SIZE A3	THIS DRAWING CONTAINS INFORMATION THAT IS PROPRIETARY TO MOLEX INCORPORATED AND SHOULD NOT BE USED WITHOUT WRITTEN PERMISSION			