

PTSM 0,5/ 2-2,5-V THR R44

Order No.: 1770953

<http://eshop.phoenixcontact.de/phoenix/treeViewClick.do?UID=1770953>

PC terminal block, Nominal current: 6 A, Nom. voltage: 63 V, Pitch: 2.5 mm, Number of positions: 2, Type of connection: Spring-cage conn., Assembly: SMD/THT/THR, Conductor/PCB connection direction: 90 °, Color: black

Commercial data

| | |
|--------------------------|--------------------|
| EAN | 4046356459532 |
| Pack | 310 pcs. |
| Customs tariff | 85369010 |
| Weight/Piece | 0.00229 KG |
| Catalog page information | Page 463 (CC-2009) |

<http://www.download.phoenixcontact.com>
Please note that the data given here has been taken from the online catalog. For comprehensive information and data, please refer to the user documentation. The General Terms and Conditions of Use apply to Internet downloads.

Technical data

Dimensions / positions

| | |
|---------------------|--------------|
| Length | 5 mm |
| Pitch | 2.5 mm |
| Dimension a | 2.5 mm |
| Number of positions | 2 |
| Pin dimensions | 0,3 x 0,8 mm |
| Pin spacing | 2.5 mm |
| Hole diameter | 1.2 mm |

Technical data

| | |
|------------------------------------|---------------------|
| Insulating material group | IIIa |
| Rated surge voltage (III/3) | 2.5 kV |
| Rated surge voltage (III/2) | 2.5 kV |
| Rated surge voltage (II/2) | 2.5 kV |
| Rated voltage (III/2) | 200 V |
| Rated voltage (II/2) | 200 V |
| Connection in acc. with standard | EN-VDE |
| Nominal current I_N | 6 A |
| Nominal voltage U_N | 63 V |
| Nominal cross section | 0.5 mm ² |
| Maximum load current | 6 A |
| Insulating material | LCP |
| Inflammability class acc. to UL 94 | V0 |
| Stripping length | 6 mm |

Connection data

| | |
|--|----------------------|
| Conductor cross section solid min. | 0.14 mm ² |
| Conductor cross section solid max. | 0.5 mm ² |
| Conductor cross section stranded min. | 0.2 mm ² |
| Conductor cross section stranded max. | 0.5 mm ² |
| Conductor cross section stranded, with ferrule without plastic sleeve min. | 0.25 mm ² |
| Conductor cross section stranded, with ferrule without plastic sleeve max. | 0.5 mm ² |
| Conductor cross section AWG/kcmil min. | 24 |
| Conductor cross section AWG/kcmil max | 20 |

Certificates / Approvals

Certification CUL, UL

CUL

| | |
|-----------------------|-------|
| Nominal voltage U_N | 150 V |
| Nominal current I_N | 5 A |
| AWG/kcmil | 26-20 |

UL

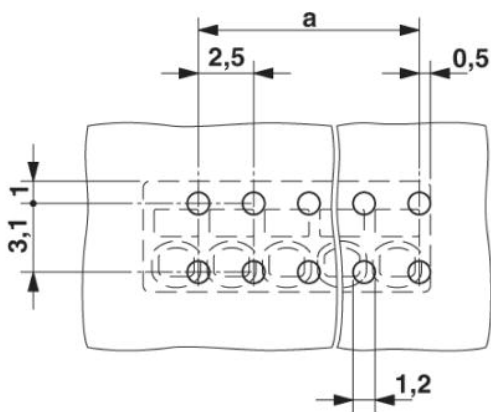
| | |
|-----------------------|-------|
| Nominal voltage U_N | 150 V |
| Nominal current I_N | 5 A |
| AWG/kcmil | 26-20 |

Accessories

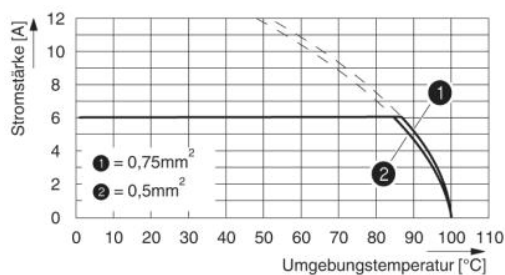
| Item | Designation | Description |
|---------|-------------|---|
| 1205202 | SZS 0,4X2,0 | Screwdriver, bladed, matches all screw terminal blocks up to 1.5 mm ² connection cross section, blade width: 2.5 mm, without approvals |

Diagrams/Drawings

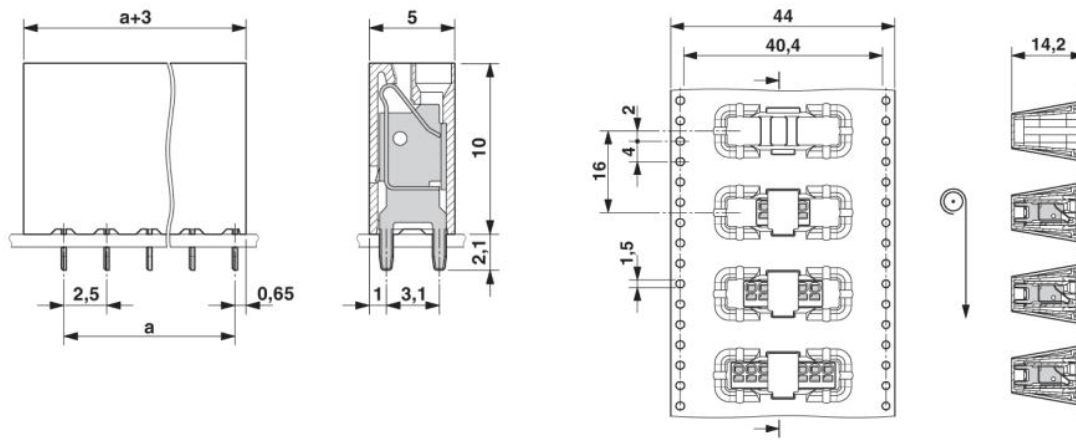
Drilling plan/solder pad geometry



Diagram



Dimensioned drawing



Address

PHOENIX CONTACT Inc., USA
586 Fulling Mill Road
Middletown, PA 17057, USA
Phone (800) 888-7388
Fax (717) 944-1625
<http://www.phoenixcon.com>



© 2010 Phoenix Contact
Technical modifications reserved;